

Executive Summary

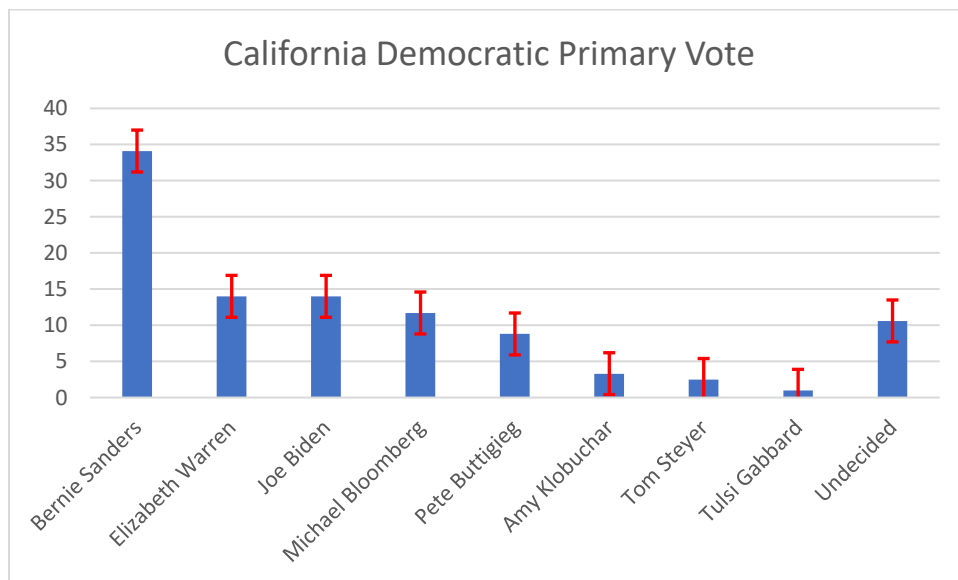
Bernie Sanders maintains his 20-point lead in the California Democratic Primary with 34.1 percent of the vote, according to Point Blank Political's latest post-debate poll. Sanders' support is largely unchanged¹ since PBP's pre-debate poll when he was supported by 33.6 percent of likely voters. Warren maintains her second-place position with 14 percent of the vote; however, Warren is tied with Joe Biden who is also in second place with 14 percent of the vote. Joe Biden had the largest increase² compared to PBP's pre-debate poll, resulting in him leapfrogging Michael Bloomberg in the rankings. After Sanders, Warren, and Biden, Bloomberg is the only candidate in double-digits. Bernie Sanders is still the only candidate above the 15-percent threshold. None of the candidate's changes were statistically significant. The poll had a sample size of 2276, the data was collected from February 26th-28th, and the margin of error is 2.9 percent (95% confidence interval).

The results were weighted by gender, race, age, and education using a Random Iterative Model. The model's weighting efficiency was 48 percent. The weighting efficiency was primarily driven downward by the raw sample being tilted towards those with a higher education, and slightly tilted towards white voters. RIM models correct for this by appropriately weighting groups that are under or over represented in the sample. Population estimates for the demographics were obtained through a combination of third-party provided voter-file data and exit polls.

For general inquires, contact us: polls@PointBlankPolitical.com

For statistical inquires, contact Michael Havlin: Michael@PointBlankPolitical.com

Q1: If the democratic primary election for President of The United States were held today, for whom would you vote?



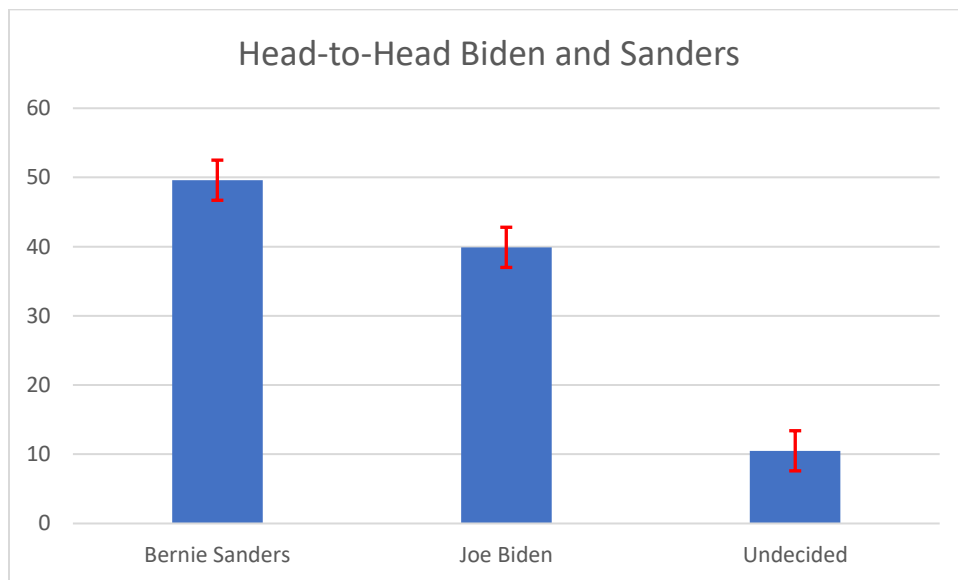
¹ Statistically insignificant.

² Statistically insignificant.

In addition to the large lead that Sanders has, a noteworthy finding of this survey is that very few candidates are close to clearing 15 percent. 15 percent is an important threshold in the California Democratic Primary; any candidate below 15 percent in a particular district does not get any delegates from that district. As the crosstabs show, each of the candidates' support only has slight variations with respect to self-identified geographies; each candidate performs roughly similarly in self-identified urban, suburban, and rural areas.

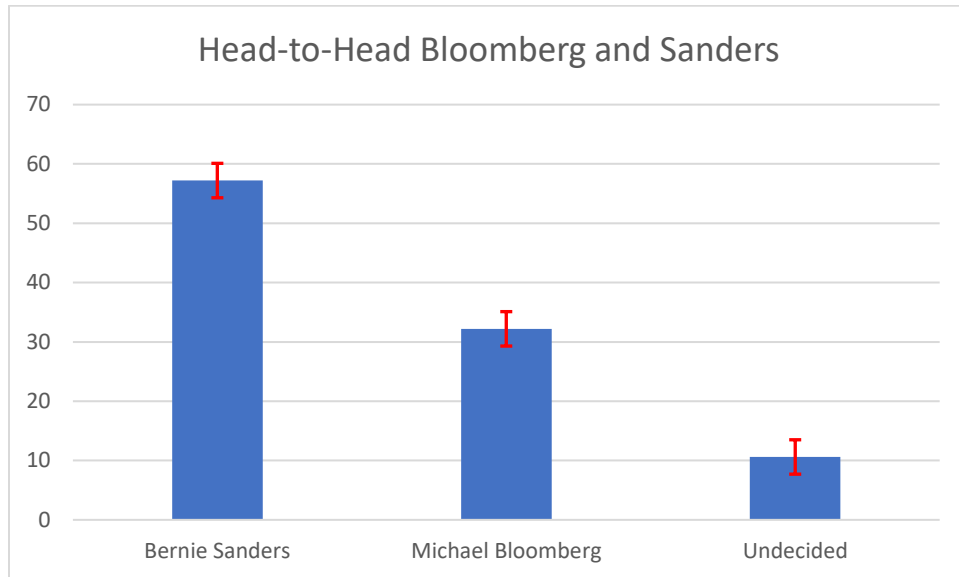
Candidate	Percent
Bernie Sanders	34.1
Elizabeth Warren	14
Joe Biden	14
Michael Bloomberg	11.7
Pete Buttigieg	8.8
Amy Klobuchar	3.3
Tom Steyer	2.5
Tulsi Gabbard	1
Undecided	10.6

Q2: If the democratic primary election for President of The United States were held today and your choices were between Bernie Sanders and Joe Biden, for whom would you vote?



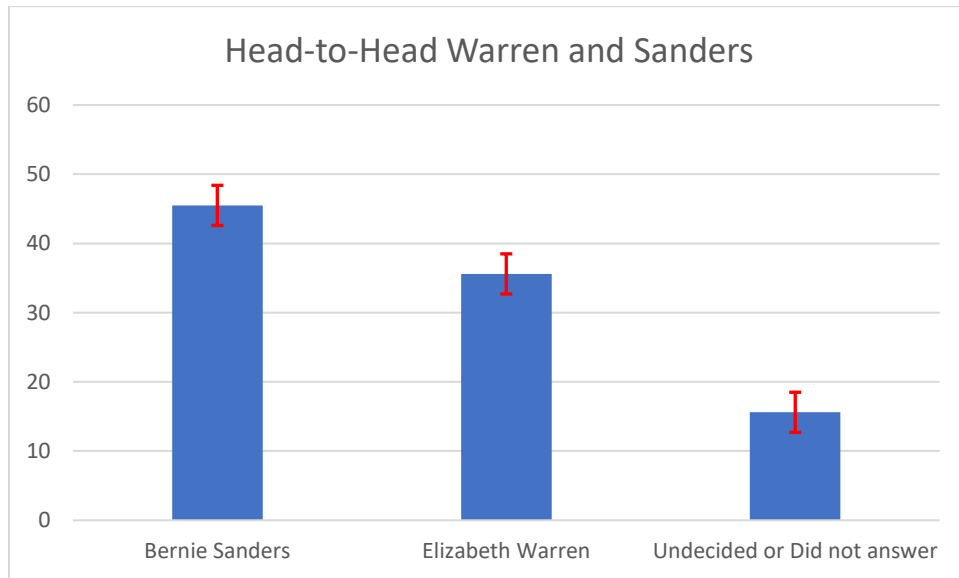
Candidate	Percent
Bernie Sanders	49.6
Joe Biden	39.9
Undecided	10.6

Q3: If the democratic primary election for President of The United States were held today and your choices were between Bernie Sanders and Michael Bloomberg, for whom would you vote?



Candidate	Percent
Bernie Sanders	57.2
Michael Bloomberg	32.2
Undecided	10.6

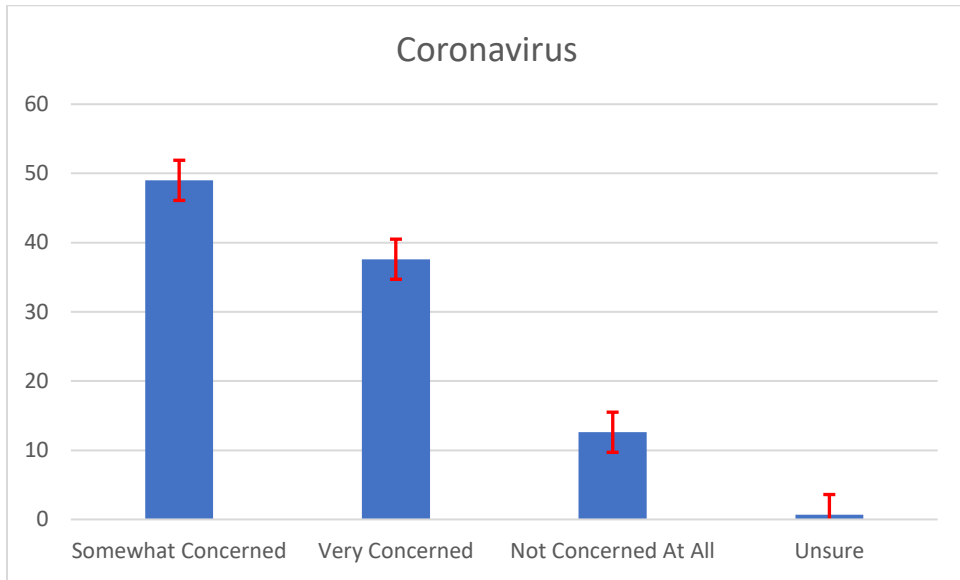
Q4: If the democratic primary election for President of The United States were held today and your choices were between Bernie Sanders and Elizabeth Warren, for whom would you vote?



Candidate	Percent
Bernie Sanders	45.5
Elizabeth Warren	35.6
Undecided or Did not answer ³	15.6

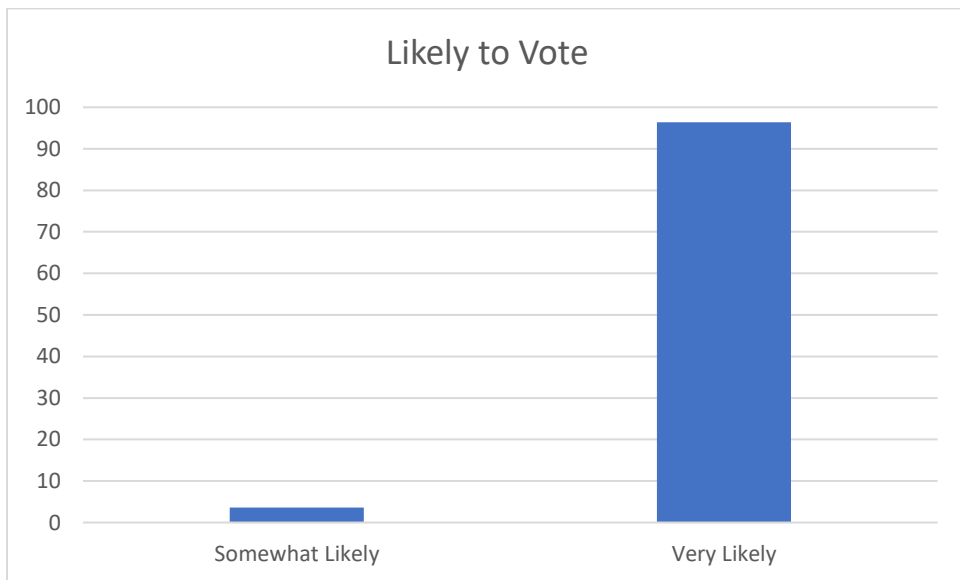
³ There were a small number of users who declined to answer on some of the head-to-heads. They continued to participate in the remainder of the survey and so we decided to include them in the results. See crosstabs for more details.

Q5: How concerned are you about the Coronavirus?

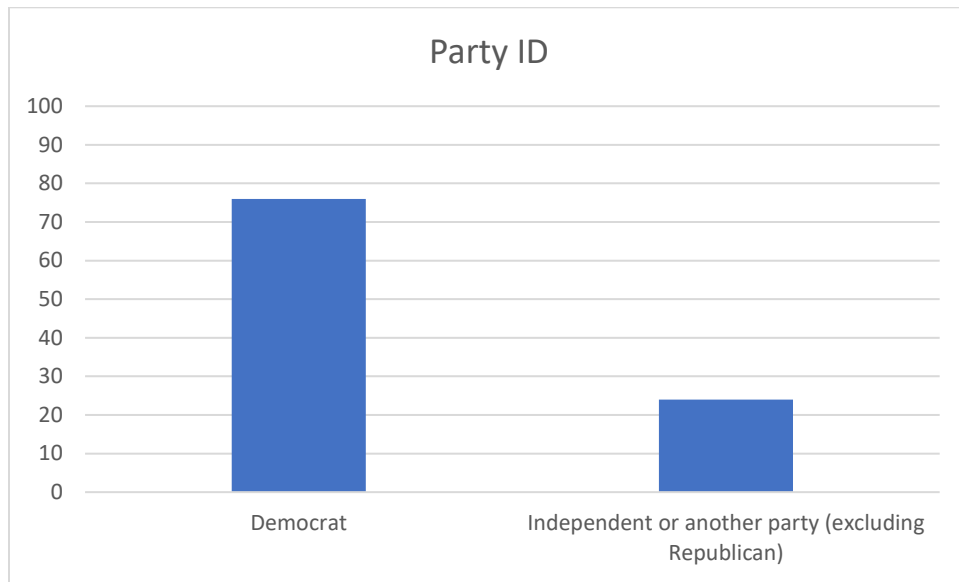


Candidate	Percent
Somewhat Concerned	49
Very Concerned	37.6
Not Concerned At All	12.6
Unsure	0.7

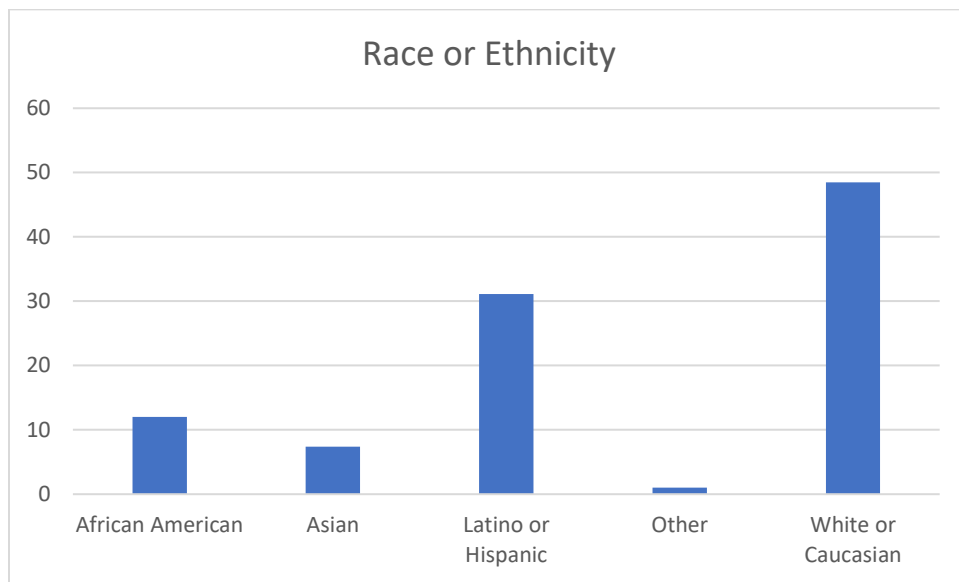
Q6: How likely are you to vote in the March 3rd democratic primary election?



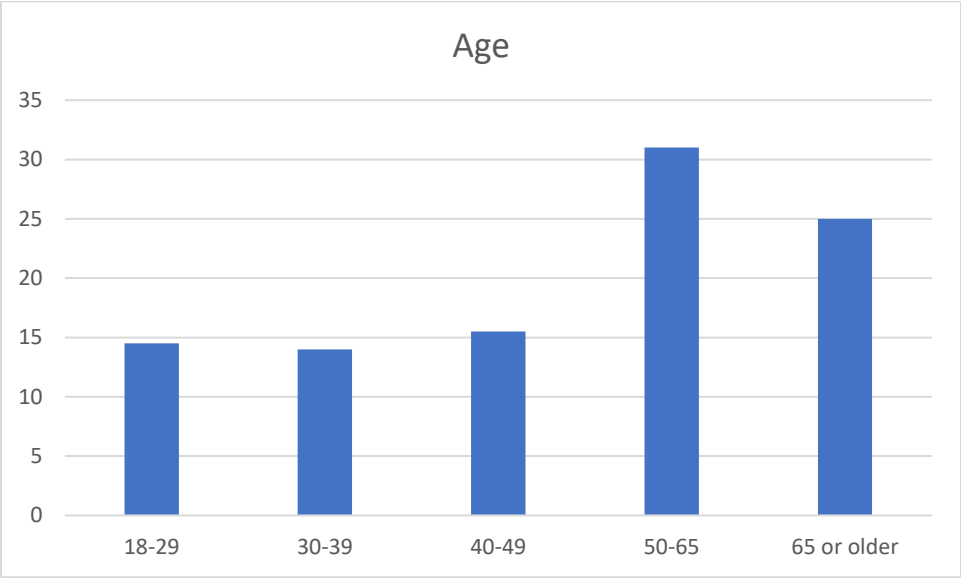
Q7: What is your political affiliation?



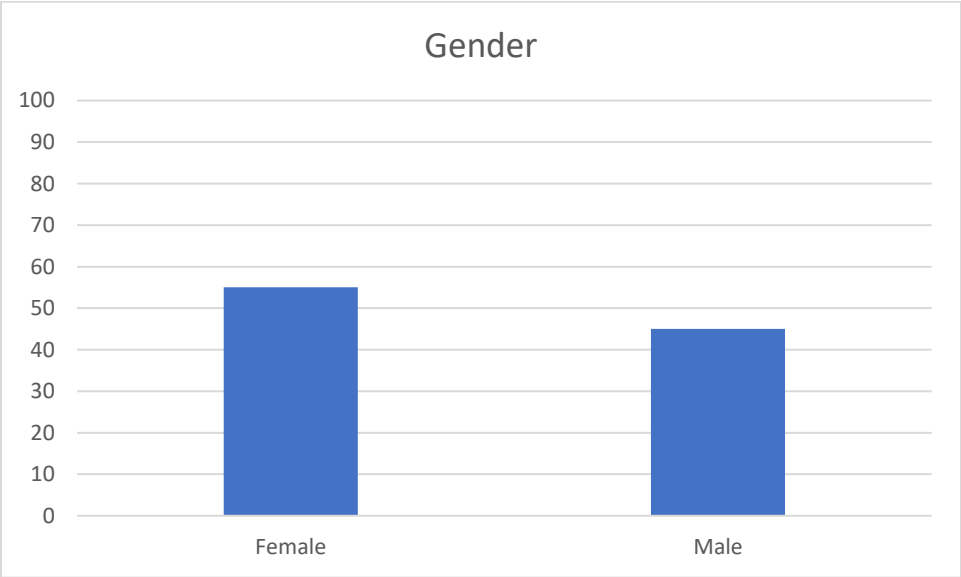
Q8: What is your ethnicity or race?



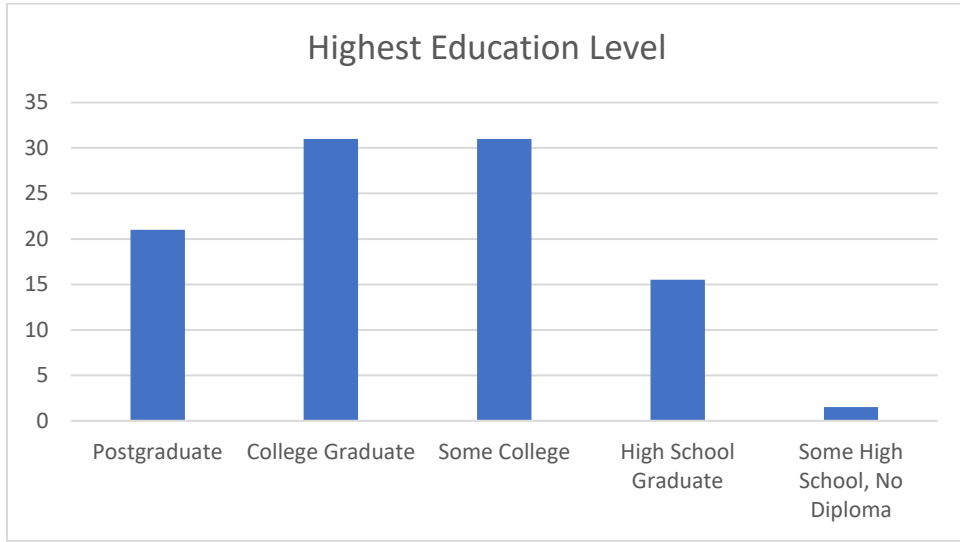
Q9: How old are you?



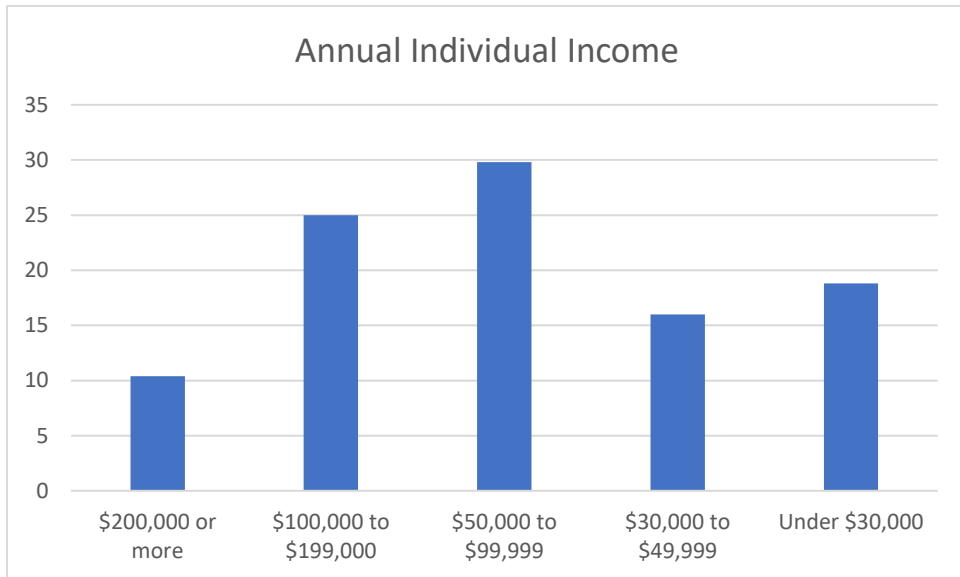
Q10: What is your gender or sex?



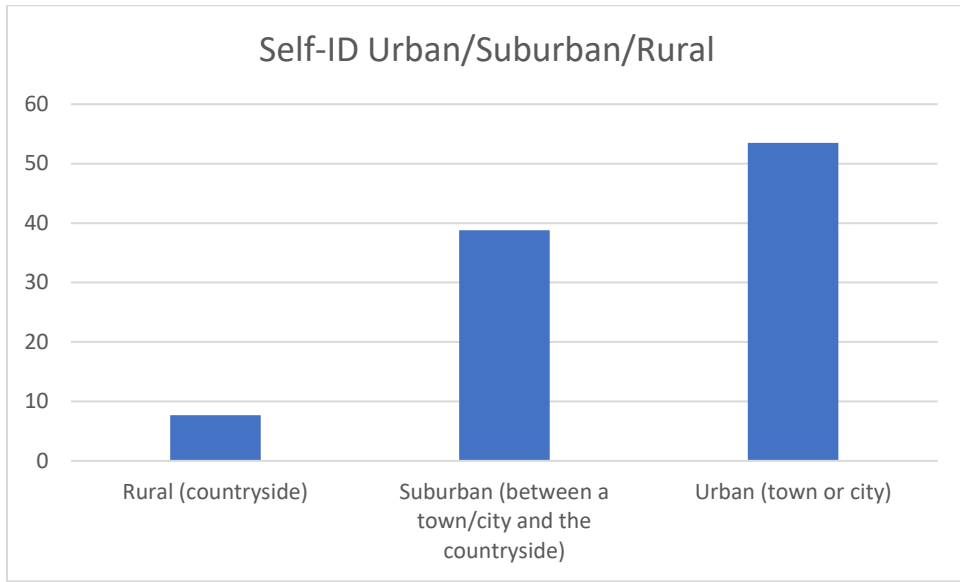
Q11: What is your highest educational level?



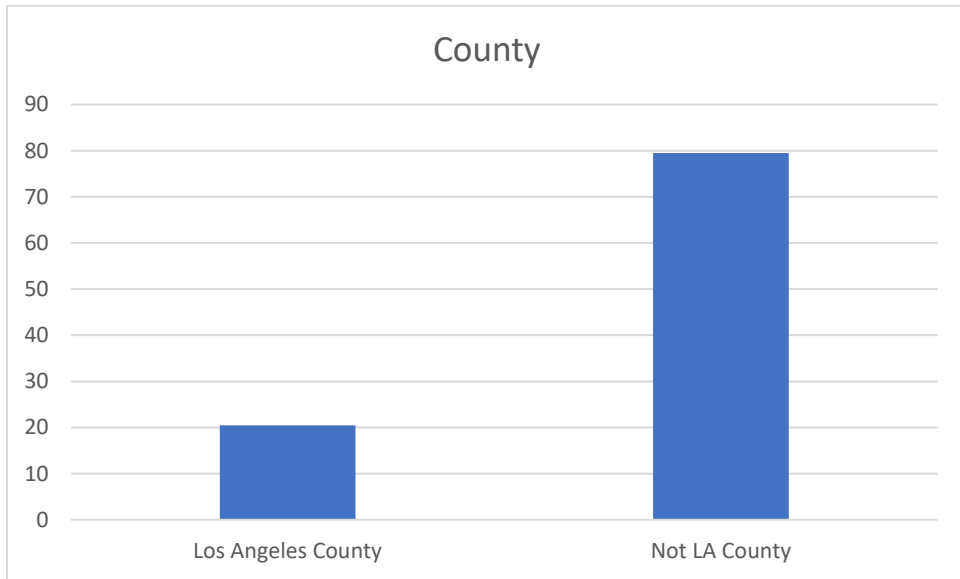
Q12: What is your annual income range?



Q13: How would you describe the town or city in which you live?



Q14: What County do you live in?



Selected Crosstabs:

Below are several crosstabs that are referenced above or have some noteworthy information. To see an exhaustive list of crosstabs download them from the Point Blank Political website.

Race and Candidate:

Question		What_is_your_ethnicity?.					
Values		All	African American	Asian	Latino or Hispanic	Other	White or Caucasian
Question	Values						
If_the_democratic_primary_election_for_President_of_The_United_States_were_held_today,_for_whom_would_you_vote?.	All	100	100	100	100	100	100
	Amy Klobuchar	3.3	0	3.2	1.4	2.5	5.4
	Bernie Sanders	34.1	22.4	35	50.4	37.3	26.3
	Elizabeth Warren	14	14.6	6.3	9.3	13.2	18.1
	Joe Biden	14	26	17.1	12.2	8.3	11.8
	Michael Bloomberg	11.7	12	17.5	8.5	9.9	12.8
	Pete Buttigieg	8.8	8	7	5.6	7.3	11.5
	Tom Steyer	2.5	2.3	2.7	2	1.2	2.9
	Tulsi Gabbard	1	0	1.6	1.1	3	0.9
	Undecided	10.6	14.6	9.6	9.5	17.3	10.2

Age and Candidate:

Question		How_old_are_you?.					
Values		All	18-29	30-39	40-49	50-65	65 or older
Question	Values						
If_the_democratic_primary_election_for_President_of_The_United_States_were_held_today,_for_whom_would_you_vote?.	All	100	100	100	100	100	100
	Amy Klobuchar	3.3	0.7	1.5	2.6	4.5	4.9
	Bernie Sanders	34.1	71.1	49.9	35	23.9	15.7
	Elizabeth Warren	14	8.6	17.2	17.5	14.5	12.7
	Joe Biden	14	4.2	9.9	9.2	18.5	19.3
	Michael Bloomberg	11.7	2.1	5.1	8.1	13.7	20.6
	Pete Buttigieg	8.8	5.3	9.2	9	9.7	9.5
	Tom Steyer	2.5	0.3	0.4	4.1	2.6	3.9
	Tulsi Gabbard	1	0.3	0.8	1.4	1.6	0.3
	Undecided	10.6	7.3	5.9	13	11	13

Gender and Candidate:

Question		What_is_your_gender?.		
Values		All	Female	Male
Question	Values			
If_the_democratic_primary_election_for_President_of_The_United_States_were_held_today,_for_whom_would_you_vote?.	All	100	100	100
	Amy Klobuchar	3.3	4.1	2.4
	Bernie Sanders	34.1	29.8	39.3
	Elizabeth Warren	14	16.5	11
	Joe Biden	14	13.6	14.5
	Michael Bloomberg	11.7	9.8	14
	Pete Buttigieg	8.8	9.5	8
	Tom Steyer	2.5	2	3.1
	Tulsi Gabbard	1	1	0.9
Undecided	10.6	13.7	6.8	

Town setting and Candidate:

Question		How_would_you_describe_the_town_or_city_in_which_you_live?.			
Values		All	Rural (countryside)	Suburban (between a town and city)	Urban (town or city)
Question	Values				
If_the_democratic_primary_election_for_President_of_The_United_States_were_held_today,_for_whom_would_you_vote?.	All	100	100	100	100
	Amy Klobuchar	3.3	3.2	3.8	3
	Bernie Sanders	34.1	31.9	34	34.5
	Elizabeth Warren	14	13.7	14.3	13.9
	Joe Biden	14	13.9	13.9	14
	Michael Bloomberg	11.7	12.5	10.8	12.3
	Pete Buttigieg	8.8	8.2	9.3	8.6
	Tom Steyer	2.5	2.3	2.4	2.6
	Tulsi Gabbard	1	3.5	0.8	0.7
Undecided	10.6	10.8	10.8	10.3	

Income and Candidate:

Question		What_is_your_annual_income_range?.					
Values		All	\$100,000 to \$199,999	\$200,000 or more	\$30,000 to \$49,999	\$50,000 to \$99,999	Under \$30,000
Question	Values						
If_the_democratic_primary_election_for_President_of_The_United_States_were_held_today,_for_whom_would_you_vote?.	All	100	100	100	100	100	100
	Amy Klobuchar	3.3	3.9	7.8	0.6	3.2	2.7
	Bernie Sanders	34.1	23.4	15.5	42.4	36.7	47.3
	Elizabeth Warren	14	16.5	15.6	14.4	14.7	8.5
	Joe Biden	14	18.4	15.3	10	13.2	12
	Michael Bloomberg	11.7	12.2	21.1	9.8	8.9	11.8
	Pete Buttigieg	8.8	10.2	11.9	8.4	9.2	5
	Tom Steyer	2.5	3.2	1.1	3.1	2.9	1.3
	Tulsi Gabbard	1	0.7	1.6	0.7	1.5	0.3
	Undecided	10.6	11.5	10.3	10.6	9.6	11.1

Education and Candidate:

Question		What_is_your_highest_educational_level?.					
Values		All	College Graduate	High School Graduate	Postgraduate	Some College	Some High School, No Dip
Question	Values						
If_the_democratic_primary_election_for_President_of_The_United_States_were_held_today,_for_whom_would_you_vote?.	All	100	100	100	100	100	100
	Amy Klobuchar	3.3	4.7	0	6	1.9	0
	Bernie Sanders	34.1	33.8	41.3	26.6	36.8	11.7
	Elizabeth Warren	14	17.1	8	19.7	10.7	2.7
	Joe Biden	14	10.7	20.8	12.4	14.9	14
	Michael Bloomberg	11.7	11.7	14.8	12.9	8.8	23.4
	Pete Buttigieg	8.8	9.2	2.1	9.5	10.4	27.7
	Tom Steyer	2.5	3	1.7	1.7	3.1	0
	Tulsi Gabbard	1	0.7	0	0.7	2	0
	Undecided	10.6	9.1	11.3	10.4	11.3	20.4

LA County and Candidate:

Question		LA_County.		
Values		All	Los Angeles County	Not Los Angeles County
Question	Values			
If_the_democratic_primary_election_for_President_of_The_United_States_were_held_today,_for_whom_would_you_vote?.	All	100	100	100
	Amy Klobuchar	3.3	2.8	3.5
	Bernie Sanders	34.1	33	34.4
	Elizabeth Warren	14	14.7	13.9
	Joe Biden	14	16.5	13.3
	Michael Bloomberg	11.7	12.7	11.4
	Pete Buttigieg	8.8	8.5	8.9
	Tom Steyer	2.5	1.5	2.8
	Tulsi Gabbard	1	1.4	0.8
Undecided	10.6	9.1	11	