

Executive Summary

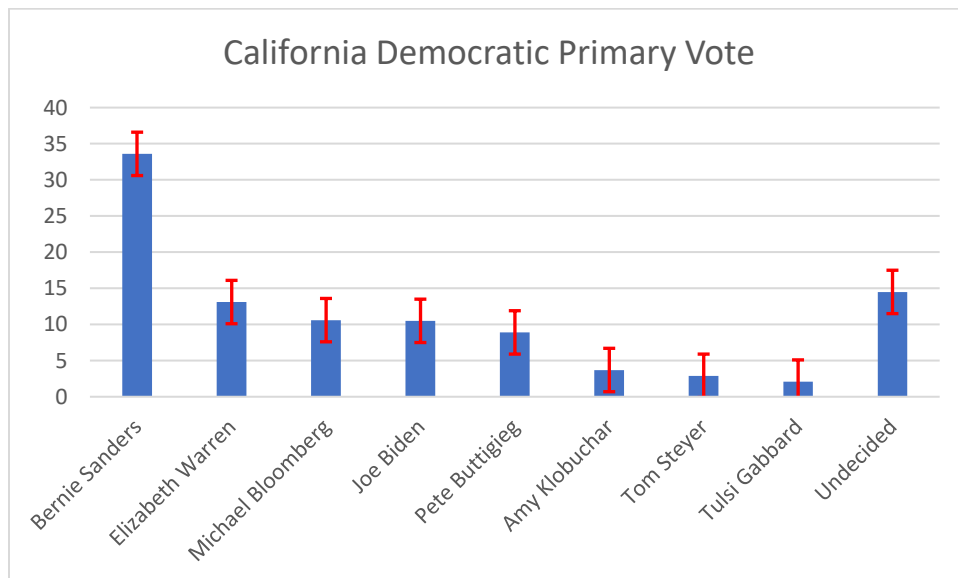
Bernie Sanders holds a commanding 20-point lead in the California Democratic Primary, according to a poll commissioned and conducted by Point Blank Political. Leading the race with 33.6 percent of the vote, Sanders is the only candidate to clear 15 percent in the poll. Elizabeth Warren is in a distant 2nd place with 13.1 percent of the vote, and Michael Bloomberg is close behind Warren in third place with 10.6 percent of the vote. The poll had a large sample size of 2098. Sanders support is driven by youth voters and Latino voters; Sanders was supported by 48.6 percent of Latino voters, and 65 percent of voters under the age of 30. The margin of error (95 percent interval) for the top-level estimate is 3.0 percent but may be higher for certain subgroups.

The results were weighted by gender, race, age, and education using a Random Iterative Model. The model's weighting efficiency was 50 percent. The weighting efficiency was primarily driven downward by the raw sample being initially tilted towards those with a higher education, and slightly tilted towards white voters. RIM models correct for this by appropriately weighting groups that are under or overrepresented in the sample. Population estimates for the demographics were obtained through a combination of third-party provided voter-file data and exit polls.

For general inquires, contact us: polls@pointblankpolitical.com

For statistical inquires, contact Michael Havlin: michael@pointblankpolitical.com

Q1: If the democratic primary election for President of The United States were held today, for whom would you vote?

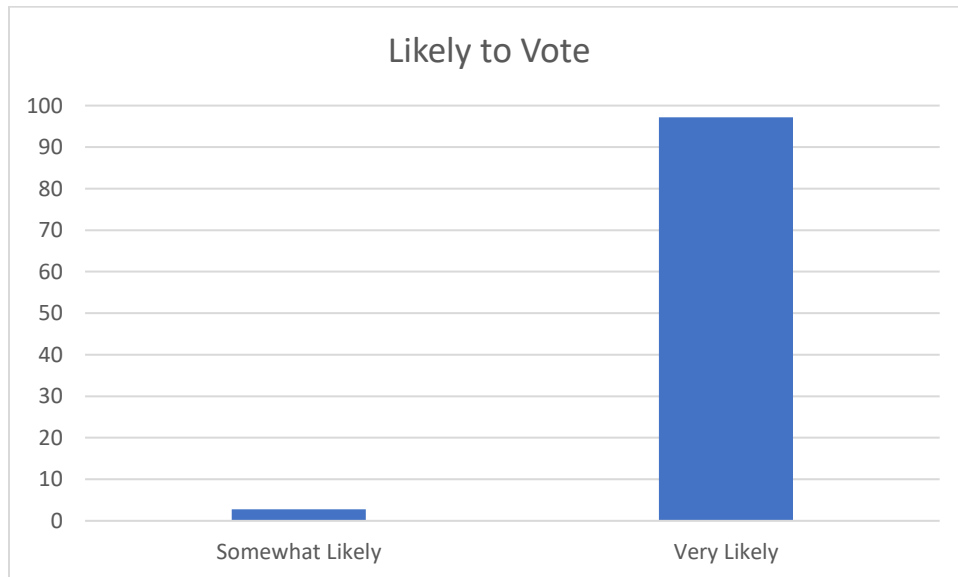


In addition to the large lead that Sanders has, a noteworthy finding of this survey is that very few candidates are close to clearing 15 percent. 15 percent is an important threshold in the

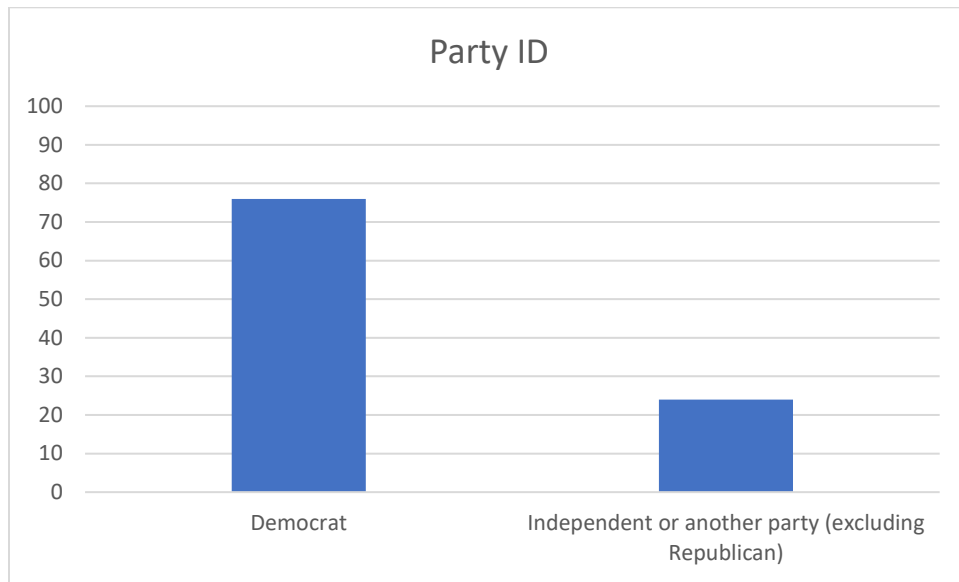
California Democratic Primary; any candidate below 15 percent in a particular district does not get any delegates from that district. As the crosstabs show, each of the candidates' support only has slight variations with respect to self-identified geographies; each candidate performs roughly similarly in self-identified urban, suburban, and rural areas. Additionally, there were only 9 counties where Sanders' support fell under the 15 percent threshold. As the county crosstabs indicate, all other candidates fall under the 15 percent level in many counties. For example, Elizabeth Warren failed to reach 15% in 34 of California's 58 counties. (Please note that the margin of error is considerably higher for county-level estimates).

Candidate	Percent
Bernie Sanders	33.6
Elizabeth Warren	13.1
Michael Bloomberg	10.6
Joe Biden	10.5
Pete Buttigieg	8.9
Amy Klobuchar	3.7
Tom Steyer	2.9
Tulsi Gabbard	2.1
Undecided	14.5

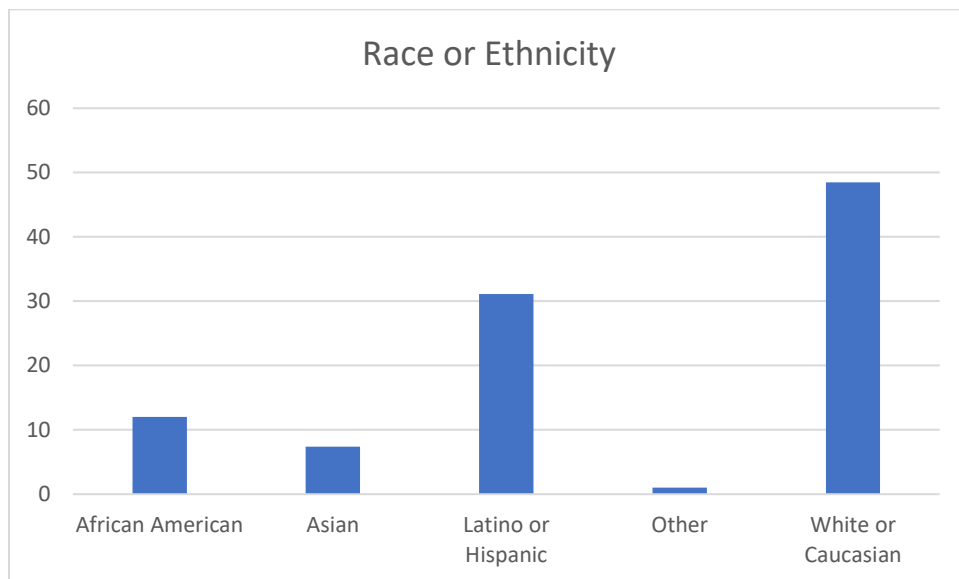
Q2: How likely are you to vote in the March 3rd democratic primary election?



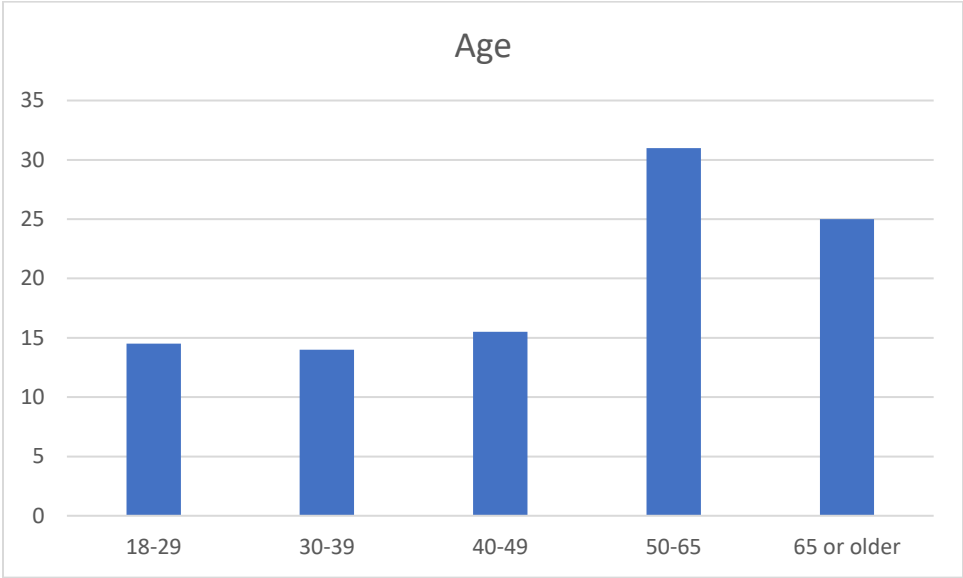
Q3: What is your political affiliation?



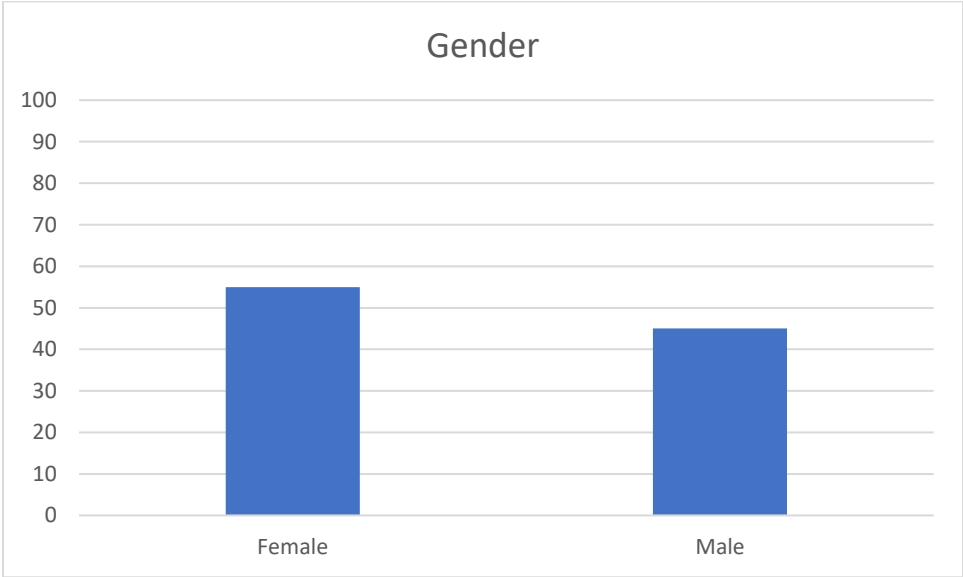
Q4: What is your ethnicity or race?



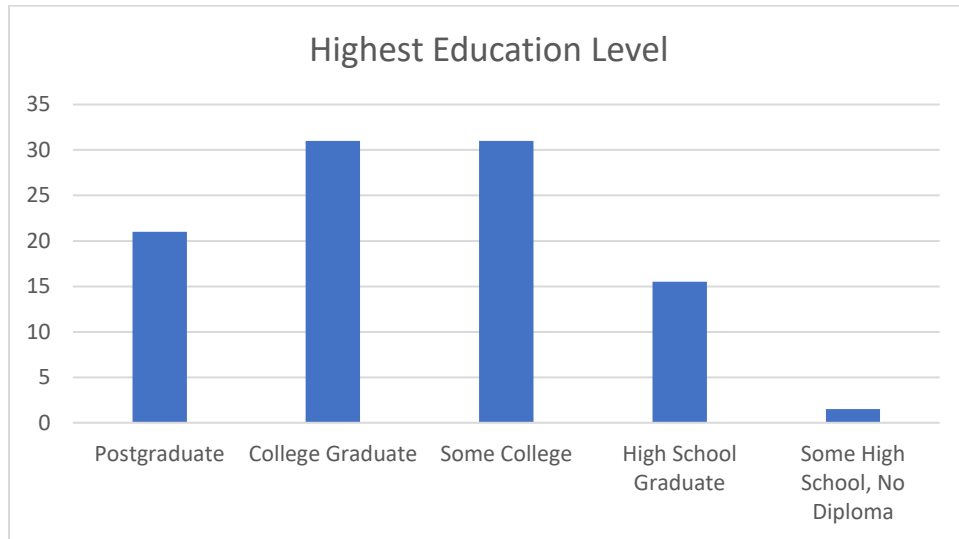
Q5: How old are you?



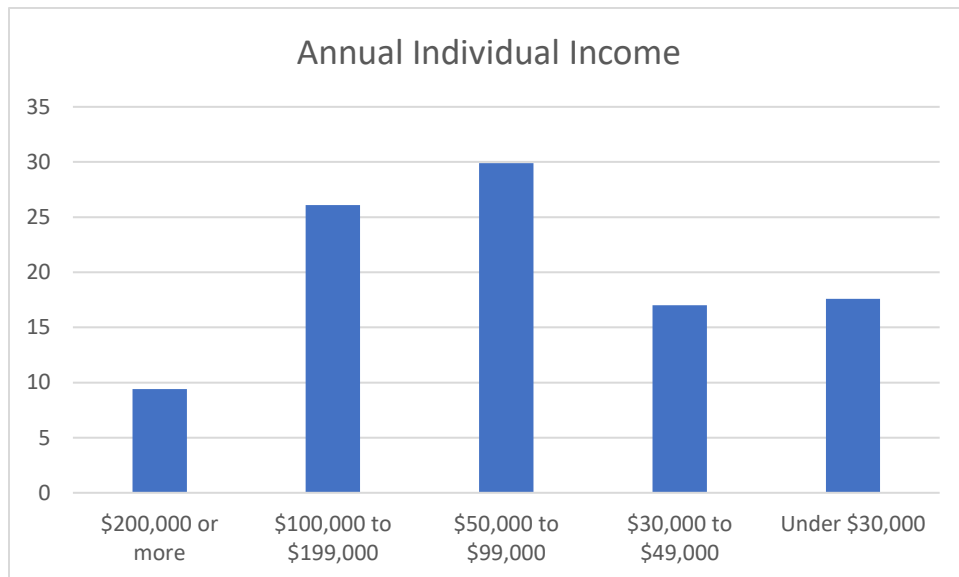
Q6: What is your gender?




Q7: What is your highest educational level?



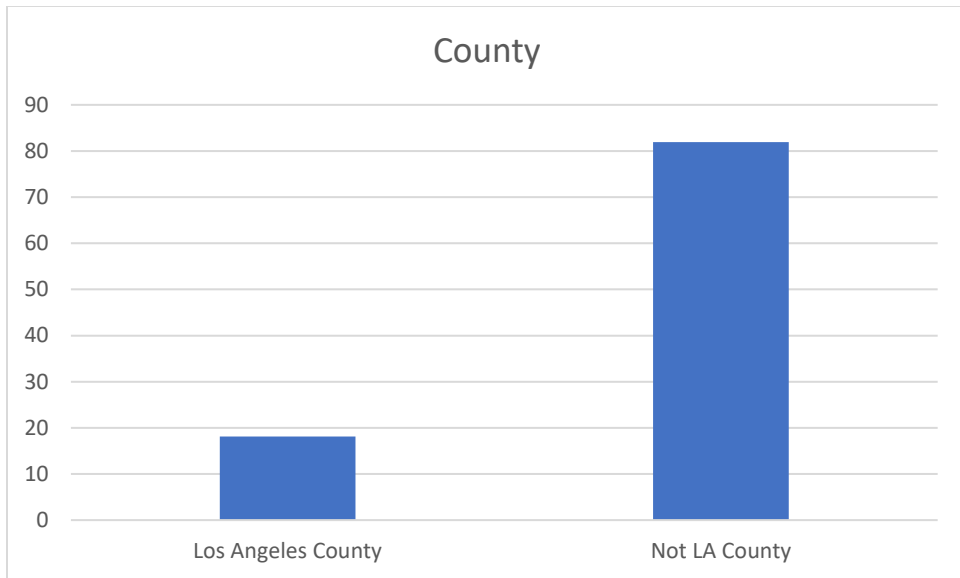
Q8: What is your annual income range?



Q9: How would you describe the town or city in which you live?



Q10: What County do you live in?



Selected Crosstabs:

Below are several crosstabs that are referenced above or have some noteworthy information. To see an exhaustive list of crosstabs download them from the Point Blank Political website.

Race and Candidate:

Question		What_is_your_ethnicity?.					
Values		All	African American	Asian	Latino or Hispanic	Other	White or Caucasian
Question	Values						
If_the_democratic_primary_election_for_President_of_The_United_States_were_held_today_for_whom_would_you_vote?.	All	100	100	100	100	100	100
	Amy Klobuchar	3.7	0.9	0.9	1.2	1.2	6.5
	Bernie Sanders	33.6	23.7	29.1	48.6	33.9	27.2
	Elizabeth Warren	13.1	10.3	9.1	9.8	8.7	16.6
	Joe Biden	10.5	27.1	6.2	7.9	4.3	8.8
	Michael Bloomberg	10.6	8.1	18.6	8.6	13.4	11.3
	Pete Buttigieg	8.9	4.1	6	4.7	7.5	13.1
	Tom Steyer	2.9	2.5	8.5	2.9	6.7	2.2
Tulsi Gabbard	2.1	5.3	1.9	0.9	3.5	2.1	
Undecided	14.5	18	19.5	15.4	20.8	12.2	

Age and Candidate:

Question		How_old_are_you?.					
Values		All	18-29	30-39	40-49	50-65	65 or older
Question	Values						
If_the_democratic_primary_election_for_President_of_The_United_States_were_held_today_for_whom_would_you_vote?.	All	100	100	100	100	100	100
	Amy Klobuchar	3.7	1	1	1.7	5	6.5
	Bernie Sanders	33.6	60.9	46.4	40.2	26.2	15.8
	Elizabeth Warren	13.1	9.4	19.2	14.2	12.7	11.7
	Joe Biden	10.5	2.7	9.3	9.8	11.7	14.5
	Michael Bloomberg	10.6	1.6	5.7	7.5	11.9	18.9
	Pete Buttigieg	8.9	4.5	6.9	6.2	11.1	11.3
	Tom Steyer	2.9	0	0.4	2.7	5.6	2.9
Tulsi Gabbard	2.1	6.9	1.4	1.7	1	1.4	
Undecided	14.5	13	9.8	16	14.6	17	

Gender and Candidate:

Question		What_is_your_gender?.		
Values		All	Female	Male
Question	Values			
If_the_democratic_primary_election_for_President_of_The_United_States_were_held_today_for_whom_would_you_vote?.	All	100	100	100
	Amy Klobuchar	3.7	3	4.6
	Bernie Sanders	33.6	30.8	37
	Elizabeth Warren	13.1	15.7	9.9
	Joe Biden	10.5	11.2	9.6
	Michael Bloomberg	10.6	9.3	12.3
	Pete Buttigieg	8.9	8.5	9.3
	Tom Steyer	2.9	3.2	2.7
Tulsi Gabbard	2.1	2	2.3	
Undecided	14.5	16.4	12.2	

Town setting and Candidate:

Question		How_would_you_describe_the_town_or_city_in_which_you_live?.			
Values		All	Rural (countryside)	Suburban (between)	Urban (town or city)
Question	Values				
If_the_democratic_primary_election_for_President_of_The_United_States_were_held_today,_for_whom_would_you_vote?.	All	100	100	100	100
	Amy Klobuchar	3.7	6.4	4.8	2.4
	Bernie Sanders	33.6	28.3	31.7	36.1
	Elizabeth Warren	13.1	11.8	11.8	14.4
	Joe Biden	10.5	4.1	10.6	11.5
	Michael Bloomberg	10.6	12.9	11.8	9.3
	Pete Buttigieg	8.9	11.1	10.1	7.5
	Tom Steyer	2.9	9.9	2.5	2.2
	Tulsi Gabbard	2.1	1.9	2.7	1.7
	Undecided	14.5	13.7	13.9	15.2

Income and Candidate:

Question		What_is_your_annual_income_range?.						
Values		All	\$100,000 to \$199,999	\$200,000 or more	\$30,000 to \$49,999	\$50,000 to \$99,999	Under \$30,000	
Question	Values							
If_the_democratic_primary_election_for_President_of_The_United_States_were_held_today,_for_whom_would_you_vote?.	All	100	100	100	100	100	100	
	Amy Klobuchar	3.7	5.4	6.4	3.8	2.8	1.3	
	Bernie Sanders	33.6	23.7	16.7	46.4	34.5	43.6	
	Elizabeth Warren	13.1	15.9	14.7	7.9	13.7	12.1	
	Joe Biden	10.5	11.7	10.1	7.5	11.6	9.8	
	Michael Bloomberg	10.6	11.3	26.4	7.5	10	5.2	
	Pete Buttigieg	8.9	12.5	12.4	5.2	7.5	7.5	
	Tom Steyer	2.9	2.7	1.5	7.3	2.2	1.3	
		Tulsi Gabbard	2.1	1.2	0.7	0.2	4.4	2.5
		Undecided	14.5	15.6	11	14.3	13.4	16.9

Education and Candidate:

Question		What_is_your_highest_educational_level?.					
Values		All	College Graduate	High School Graduate	Postgraduate	Some College	Some High School, GED
Question	Values						
If_the_democratic_primary_election_for_President_of_The_United_States_were_held_today,_for_whom_would_you_vote?.	All	100	100	100	100	100	100
	Amy Klobuchar	3.7	3.2	1.4	7.2	3.2	0
	Bernie Sanders	33.6	34.6	36.2	26.6	35.6	43.5
	Elizabeth Warren	13.1	13.9	11.6	18.5	9.8	4.6
	Joe Biden	10.5	10.4	9.3	8.1	13	3.6
	Michael Bloomberg	10.6	10.6	6.5	17.6	8.4	1.9
	Pete Buttigieg	8.9	9.4	6.7	9.5	9.1	4.5
	Tom Steyer	2.9	2.5	4.7	1.3	3.7	0
		Tulsi Gabbard	2.1	1	7	0.6	1.9
	Undecided	14.5	14.2	16.6	10.6	15.2	41.1

LA County and Candidate:

Question		LA_County.		
Values		All	Los Angeles Count	Not LA County
Question	Values			
If_the_democratic_prim ary_election_for_Preside nt_of_The_United_State s_were_held_today,_for _whom_would_you_vot e?.	All	100	100	100
	Amy Klobuchar	3.7	1.9	4.1
	Bernie Sanders	33.6	35.8	33.1
	Elizabeth Warren	13.1	17	12.2
	Joe Biden	10.5	9.8	10.6
	Michael Bloombe	10.6	6.7	11.5
	Pete Buttigieg	8.9	7.9	9.1
	Tom Steyer	2.9	3.2	2.9
	Tulsi Gabbard	2.1	3.8	1.8
Undecided	14.5	14	14.7	