

Executive Summary

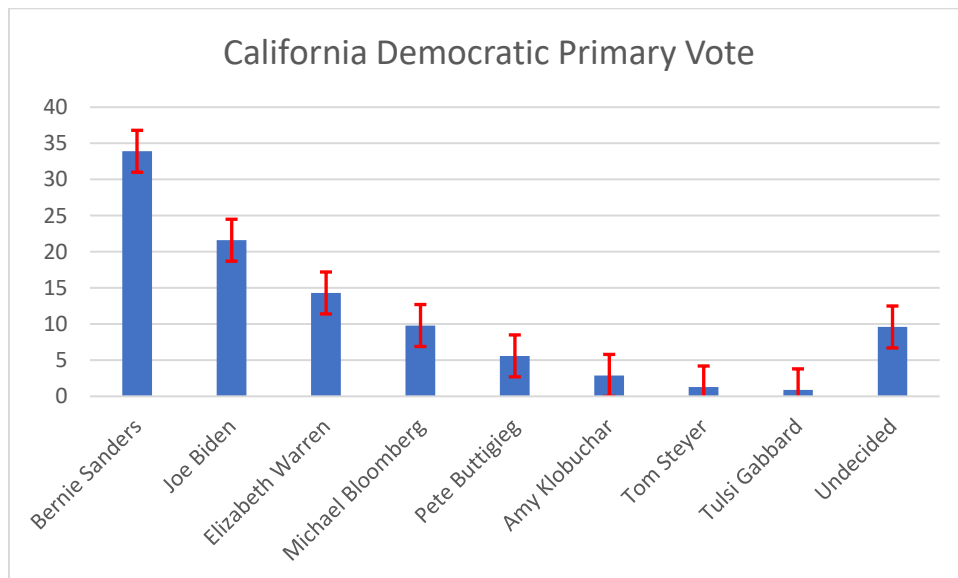
Bernie Sanders still has a large lead in the California primary, but after the South Carolina primary it has shrunk significantly due to a 7-point bump for Joe Biden since Point Blank Political's last survey. Sanders' 33.9-percent vote-share is largely unchanged¹ since PBP's pre-South Carolina poll, but Biden's support has increased from 14 percent to 21.6 percent after his victory in South Carolina. This is the third California poll Point Blank Political has conducted in the last week; over the last week Joe Biden has seen a 10-point increase following the debates and South Carolina. All other candidates' support was largely unchanged, except for Pete Buttigieg whose support dropped 3 percent in the waning hours of his now suspended campaign. The data was collected during the 24-hour period from the evening of February 29th, just as Biden declared victory in South Carolina, to the evening of March 1st, just as Buttigieg was suspending his campaign. The sample size was 1220 and the margin of error is 4.1 percent (95-percent confidence interval).

The results were weighted by gender, race, age, and education using a Random Iterative Model. The model's weighting efficiency was 45 percent. The weighting efficiency was primarily driven downward by the raw sample being tilted towards those with a higher education, and slightly tilted towards white voters. RIM models correct for this by appropriately weighting groups that are under or overrepresented in the sample. Population estimates for the demographics were obtained through a combination of third-party provided voter-file data and exit polls.

For general inquires, contact us: polls@PointBlankPolitical.com

For statistical inquires, contact Michael Havlin: Michael@PointBlankPolitical.com

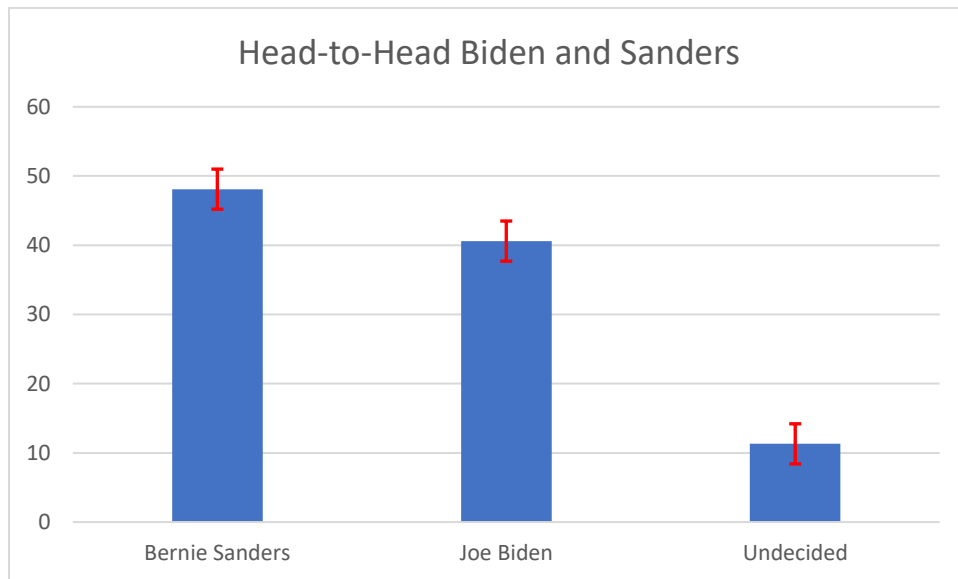
Q1: If the democratic primary election for President of The United States were held today, for whom would you vote?



¹ Statistically insignificant change.

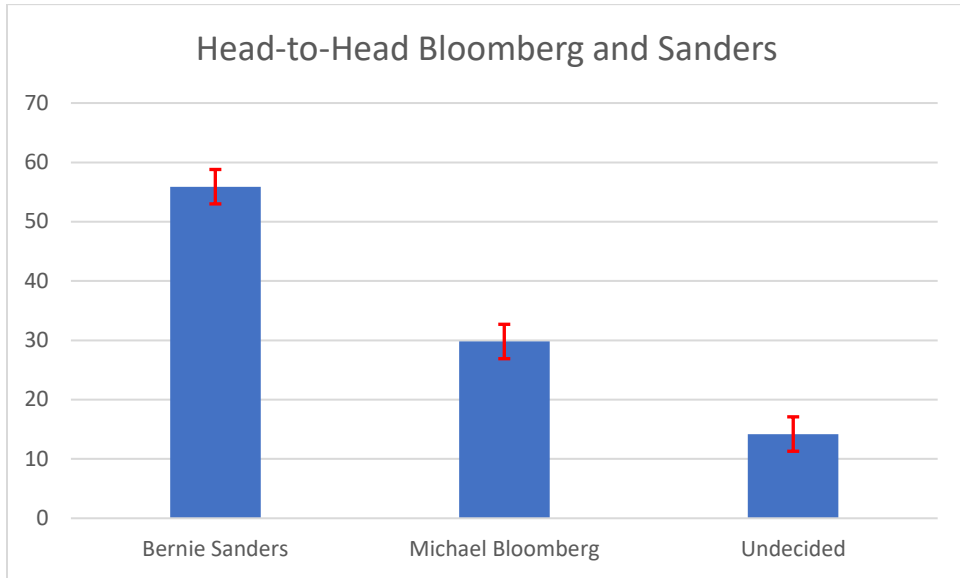
Candidate	Percent
Bernie Sanders	33.9
Joe Biden	21.6
Elizabeth Warren	14.3
Michael Bloomberg	9.8
Pete Buttigieg	5.6
Amy Klobuchar	2.9
Tom Steyer	1.3
Tulsi Gabbard	0.9
Undecided	9.6

Q2: If the democratic primary election for President of The United States were held today and your choices were between Bernie Sanders and Joe Biden, for whom would you vote?



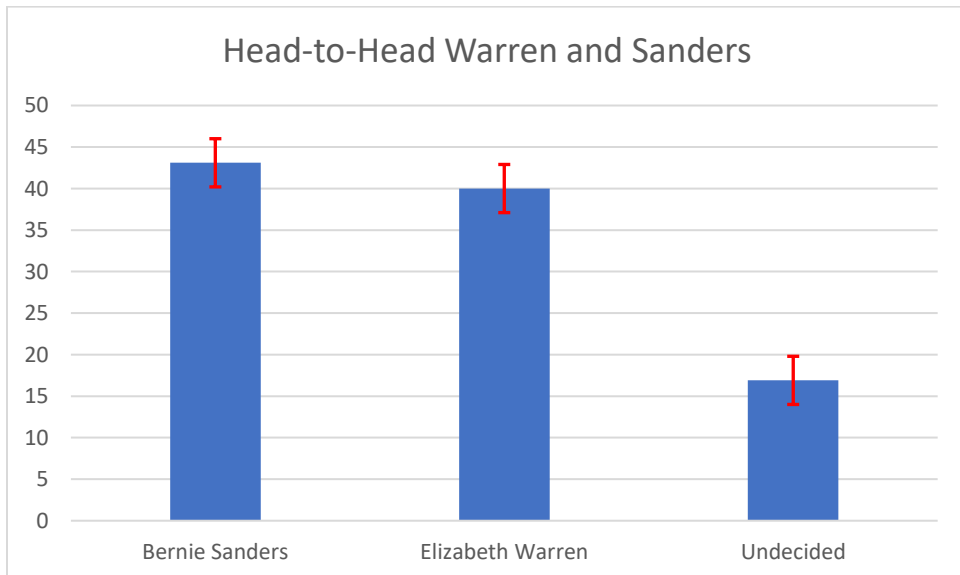
Candidate	Percent
Bernie Sanders	48.1
Joe Biden	40.6
Undecided	11.3

Q3: If the democratic primary election for President of The United States were held today and your choices were between Bernie Sanders and Michael Bloomberg, for whom would you vote?



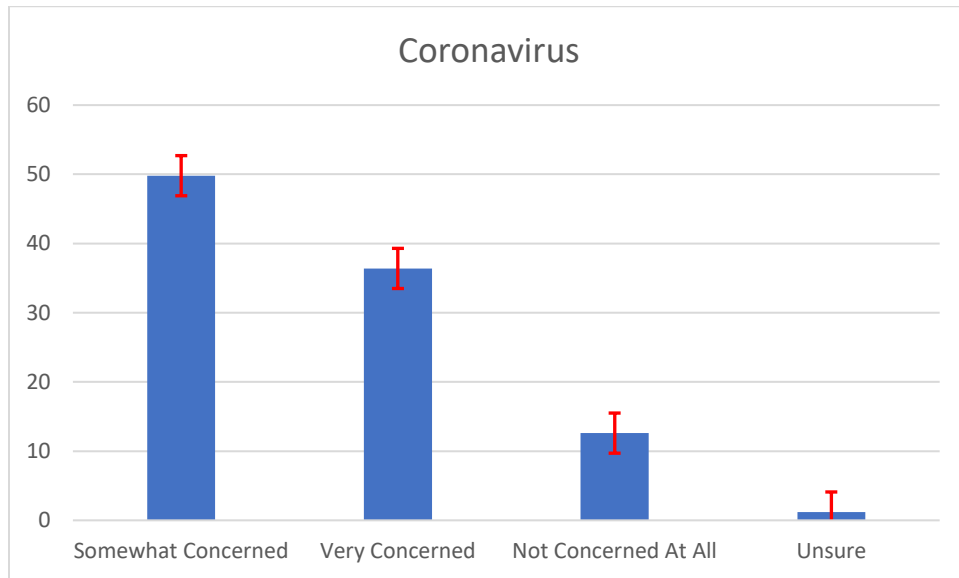
Candidate	Percent
Bernie Sanders	55.9
Michael Bloomberg	29.8
Undecided	14.2

Q4: If the democratic primary election for President of The United States were held today and your choices were between Bernie Sanders and Elizabeth Warren, for whom would you vote?



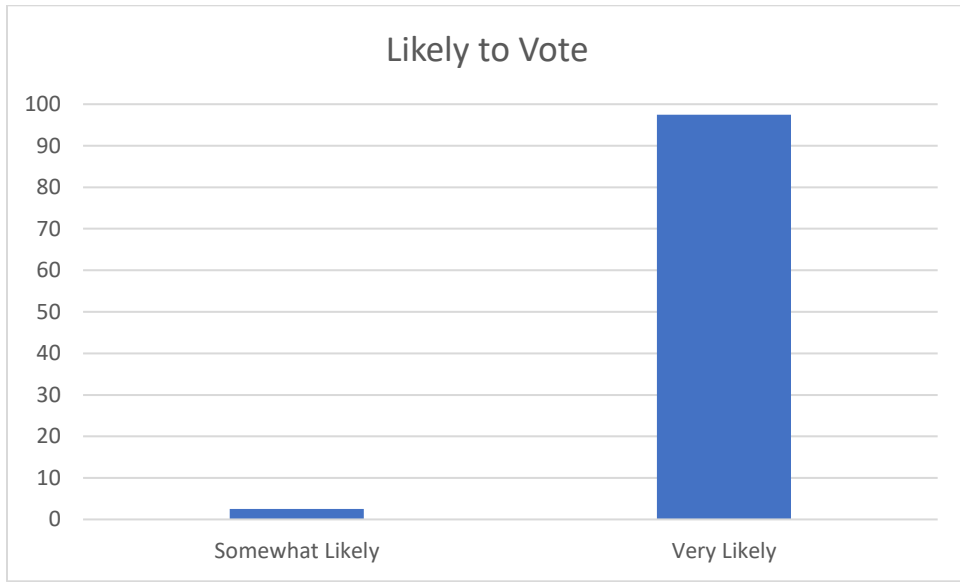
Candidate	Percent
Bernie Sanders	43.1
Elizabeth Warren	40
Undecided	16.9

Q5: How concerned are you about the Coronavirus?

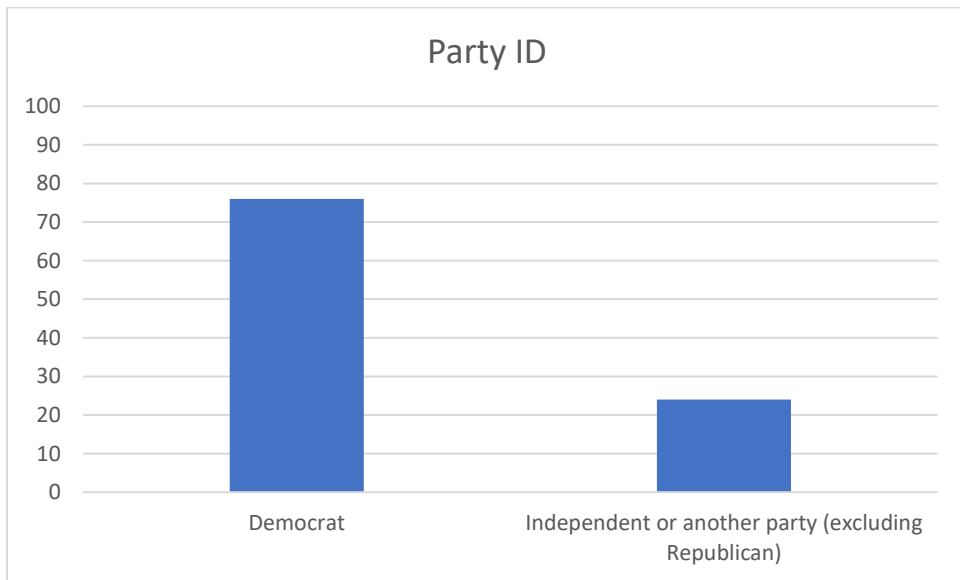


Candidate	Percent
Somewhat Concerned	49.8
Very Concerned	36.4
Not Concerned At All	12.6
Unsure	1.2

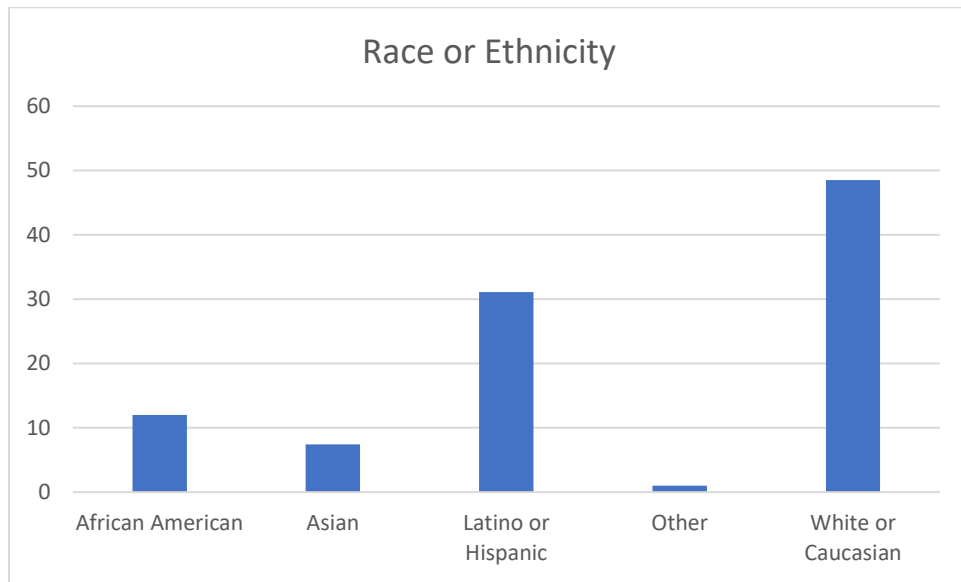
Q6: How likely are you to vote in the March 3rd democratic primary election?



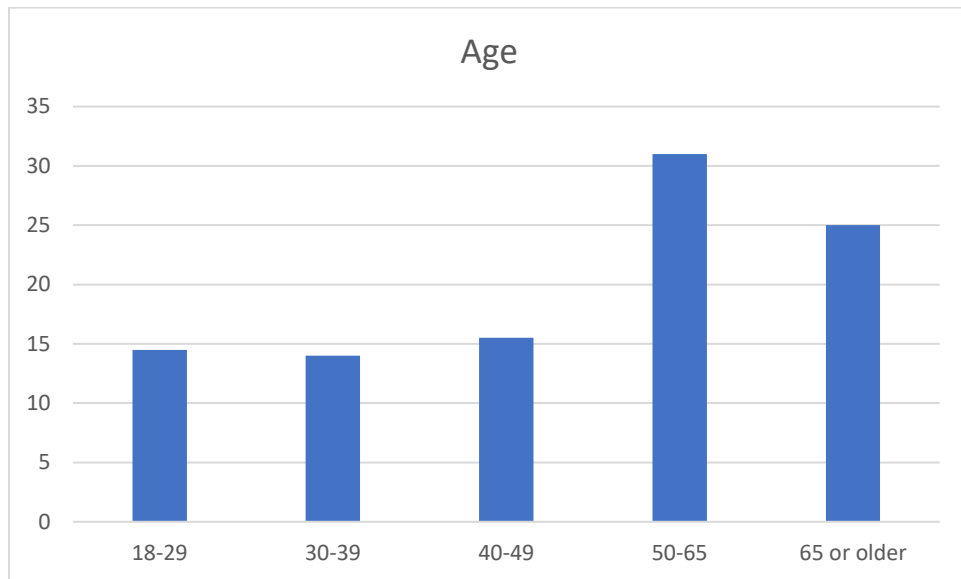
Q7: What is your political affiliation?



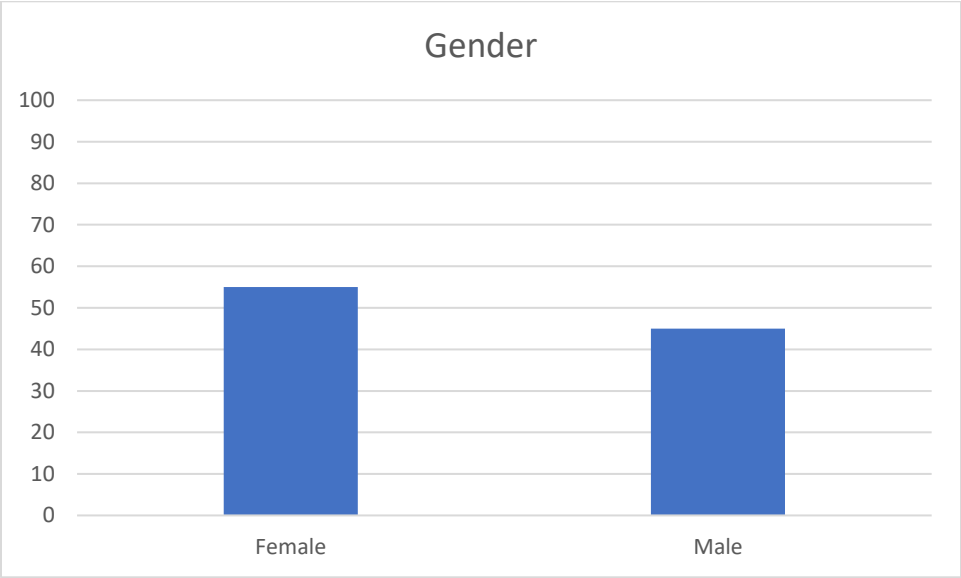
Q8: What is your ethnicity or race?



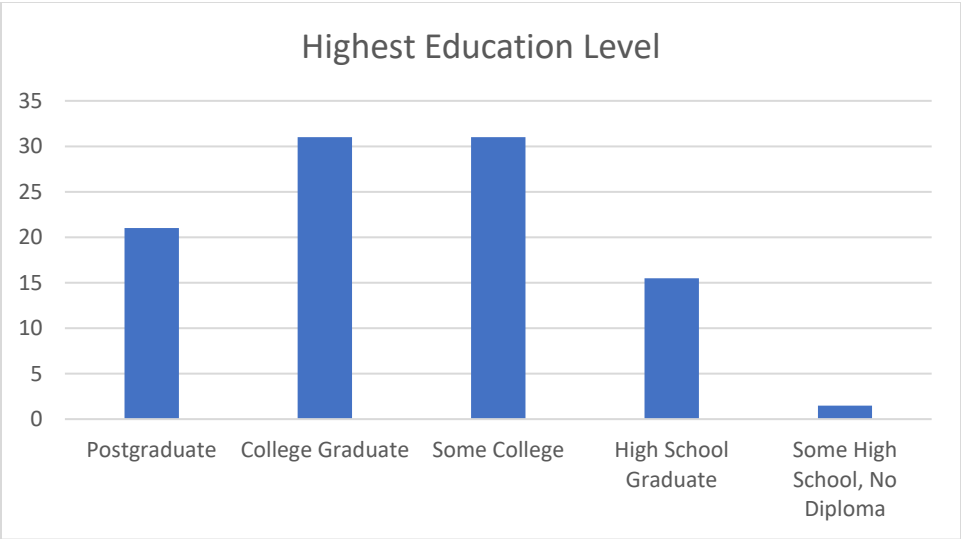
Q9: How old are you?



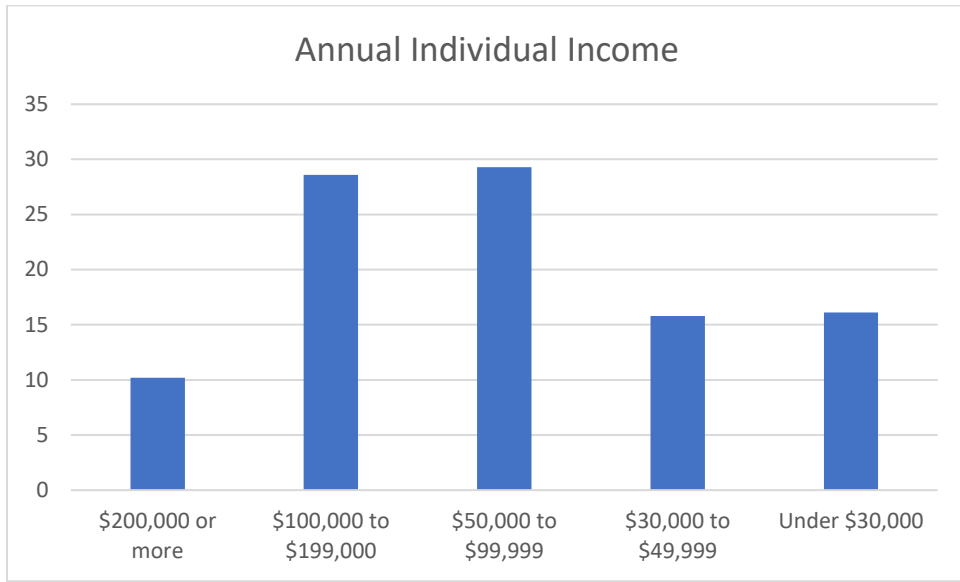
Q10: What is your gender or sex?




Q11: What is your highest educational level?



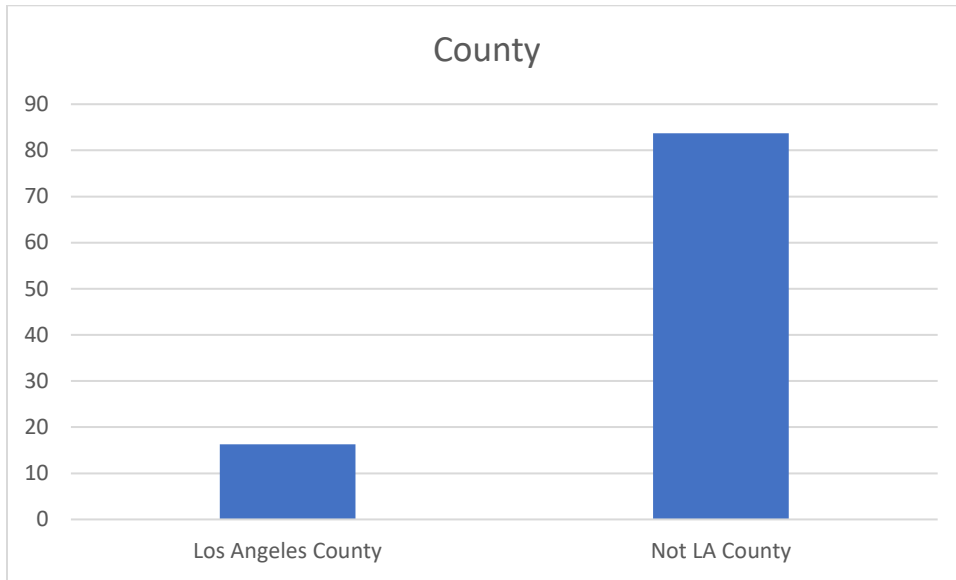
Q12: What is your annual income range?



Q13: How would you describe the town or city in which you live?



Q14: What County do you live in?



Selected Crosstabs:

Below are several crosstabs that are referenced above or have some noteworthy information. To see an exhaustive list of crosstabs download them from the Point Blank Political website.

Race and Candidate:

Question	Values	What_is_your_ethnicity?.					
		All	African American	Asian	Latino or Hispanic	Other	White or Caucasian
	All	100	100	100	100	100	100
If_the_democratic_p rimary_election_for_ President_of_The_U nited_States_were_h eld_today_for_who m_would_you_vote?	Amy Klobuchar	2.9	2.2	4.2	0	2	4.7
	Bernie Sanders	33.9	22.9	42	45.7	56.9	27.4
	Elizabeth Warren	14.3	9.5	12.4	10.9	16.7	18
	Joe Biden	21.6	47.2	9.8	15	4	21.6
	Michael Bloomberg	9.8	13.8	13	8.4	2.3	9.3
	Pete Buttigieg	5.6	0	4.4	5.6	0.5	7.3
	Tom Steyer	1.3	2.2	0	2.3	5.7	0.6
	Tulsi Gabbard	0.9	1.1	1.3	0.8	1.8	0.9
	Undecided	9.6	1.1	12.9	11.3	10.1	10.1

Age and Candidate:

Question	Values	How_old_are_you?.					
		All	18-29	30-39	40-49	50-65	65 or older
	All	100	100	100	100	100	100
If_the_democratic_p rimary_election_for_ President_of_The_U nited_States_were_h eld_today_for_who m_would_you_vote?	Amy Klobuchar	2.9	0.1	0.9	1.4	3.8	5.4
	Bernie Sanders	33.9	77.4	55.9	39.8	15.6	15.4
	Elizabeth Warren	14.3	14.4	15.5	18.1	14.3	11.3
	Joe Biden	21.6	2	10	14.6	25.8	38.5
	Michael Bloomberg	9.8	1.4	5.1	6.5	15.8	11.7
	Pete Buttigieg	5.6	3.1	2.7	3	7.9	7.4
	Tom Steyer	1.3	0	2.3	1.3	1.3	1.6
	Tulsi Gabbard	0.9	0	0.9	3.3	0.7	0.3
	Undecided	9.6	1.6	6.7	11.9	14.7	8.3

Gender and Candidate:

Question		What_is_your_gender?.		
Values		All	Female	Male
Question	Values			
If_the_democratic_p rimary_election_for_ President_of_The_U nited_States_were_h eld_today_for_who m_would_you_vote?	All	100	100	100
	Amy Klobuchar	2.9	4.3	1.2
	Bernie Sanders	33.9	31.5	36.8
	Elizabeth Warren	14.3	18.2	9.6
	Joe Biden	21.6	20.6	22.8
	Michael Bloomberg	9.8	9.5	10.1
	Pete Buttigieg	5.6	5.3	5.9
	Tom Steyer	1.3	1.4	1.3
	Tulsi Gabbard	0.9	0.7	1.2
Undecided	9.6	8.4	11.1	

Town setting and Candidate:

Question		How_would_you_describe_the_town_or_city_in_which_you_live?.			
Values		All	Rural (countryside)	Suburban (between a town and city)	Urban (town or city)
Question	Values				
If_the_democratic_p rimary_election_for_ President_of_The_U nited_States_were_h eld_today_for_who m_would_you_vote?	All	100	100	100	100
	Amy Klobuchar	2.9	6.4	3.5	1.9
	Bernie Sanders	33.9	29.1	30.4	37.6
	Elizabeth Warren	14.3	13.8	15	13.8
	Joe Biden	21.6	13.3	21	23.2
	Michael Bloomberg	9.8	9.7	10.1	9.4
	Pete Buttigieg	5.6	12.7	6.7	3.7
	Tom Steyer	1.3	1.5	1.1	1.5
	Tulsi Gabbard	0.9	2.4	1	0.7
Undecided	9.6	11.1	11.1	8.2	

Income and Candidate:

Question		What_is_your_annual_income_range?.					
Values		All	\$100,000 to \$199,999	\$200,000 or more	\$30,000 to \$49,999	\$50,000 to \$99,999	Under \$30,000
Question	Values						
If_the_democratic_p rimary_election_for_ President_of_The_U nited_States_were_h eld_today_for_who m_would_you_vote?	All	100	100	100	100	100	100
	Amy Klobuchar	2.9	4.1	8.1	1.4	2.2	0.1
	Bernie Sanders	33.9	23.6	16.1	40.2	34.5	56.3
	Elizabeth Warren	14.3	16.4	12.9	13.3	17	7.8
	Joe Biden	21.6	20.5	25.5	27.4	22.3	14.2
	Michael Bloomberg	9.8	13.4	16.1	5.4	6.4	9.6
	Pete Buttigieg	5.6	6.4	10.2	2.5	5.8	3.8
	Tom Steyer	1.3	0.8	0	1.9	1.5	2.2
	Tulsi Gabbard	0.9	0.8	0.3	0	2.2	0.2
Undecided	9.6	13.8	10.8	7.9	8.1	5.8	

Education and Candidate:

Question		What_is_your_highest_educational_level?.					
Values		All	College Graduate	High School Graduate	Postgraduate	Some College	Some High School, No Degree
Question	Values						
If_the_democratic_p rimary_election_for_ President_of_The_U nited_States_were_h eld_today_for_who m_would_you_vote?	All	100	100	100	100	100	100
	Amy Klobuchar	2.9	3.3	2.2	4.7	1.8	0
	Bernie Sanders	33.9	34	39.6	23	37.1	61.1
	Elizabeth Warren	14.3	17.4	6.8	21.5	10.9	0
	Joe Biden	21.6	19.4	23.8	25.3	21.3	0
	Michael Bloomberg	9.8	9.1	10.2	11.2	9.3	7.7
	Pete Buttigieg	5.6	4.4	2.2	7.8	7.3	0
	Tom Steyer	1.3	2.3	0	0.2	1.7	3.1
	Tulsi Gabbard	0.9	2.6	0	0.3	0.2	0
Undecided	9.6	7.5	15.2	6	10.6	28.2	

LA County and Candidate:

Question		LA_County.		
Values		All	Los Angeles County	Not LA County
Question	Values			
If_the_democratic_p rimary_election_for_ President_of_The_U nited_States_were_h eld_today_for_who m_would_you_vote?	All	100	100	100
	Amy Klobuchar	2.9	1.3	3.2
	Bernie Sanders	33.9	46.4	31.5
	Elizabeth Warren	14.3	15.2	14.2
	Joe Biden	21.6	20.9	21.7
	Michael Bloomberg	9.8	4	10.9
	Pete Buttigieg	5.6	3.4	6
	Tom Steyer	1.3	1.4	1.3
	Tulsi Gabbard	0.9	0.8	1
	Undecided	9.6	6.6	10.2