

Executive Summary

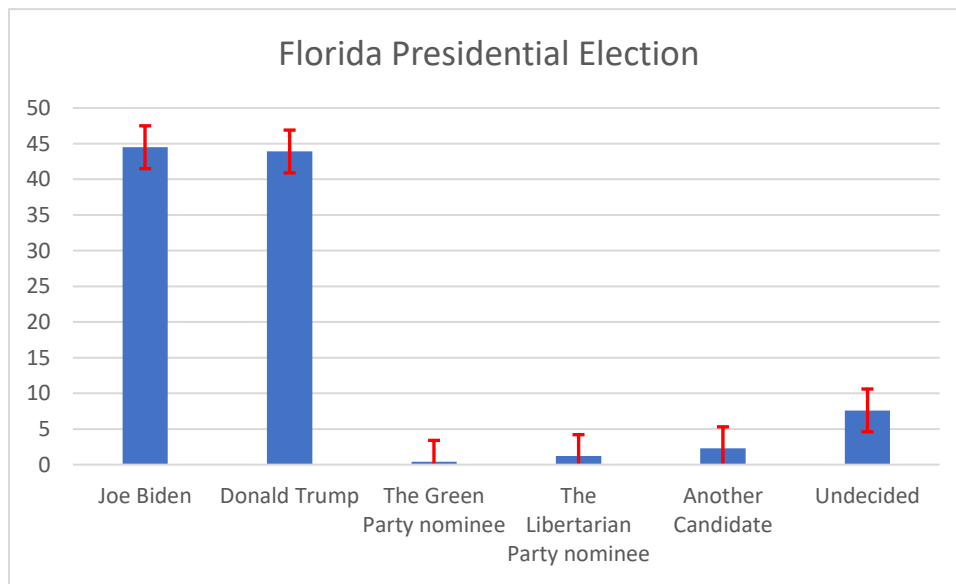
Former Vice President Joe Biden holds a small lead over President Donald Trump in a poll of likely Florida voters conducted by Point Blank Political. In a head-to-head match up Biden leads Trump by 4.6 points, but when other candidates like 3rd-party nominees are included Biden's lead shrinks to just 0.6 percent. Biden gets high levels of support from African American voters, Latino voters, and Democrats but holds his slim overall lead likely due to his high level of support from swing voters. Biden has an 11-point lead with Independents in the head-to-head matchup, and an 8-point lead when other minor candidates are included. In 2016 Secretary Clinton lost Independent voters to then candidate Trump by roughly 4 points according to exit polls. President Donald Trump has strong support from white voters, Republicans, and voters over the age of 65. A noteworthy finding was that Biden holds a 30-point lead with former minor-party voters, suggesting that those who previously voted for 3rd party candidates are leaning heavily towards Biden. The poll had a sample size of 2149 likely voters and a margin of error of 3.5 percent (95% confidence interval).

The results were weighted by gender, race, age, education, income, religion, ideology, and Cuban self-identification using a Random Iterative Model. Population estimates for the demographics were obtained through a combination of third-party provided voter-file data and exit polls.

For general inquires, contact us: polls@PointBlankPolitical.com

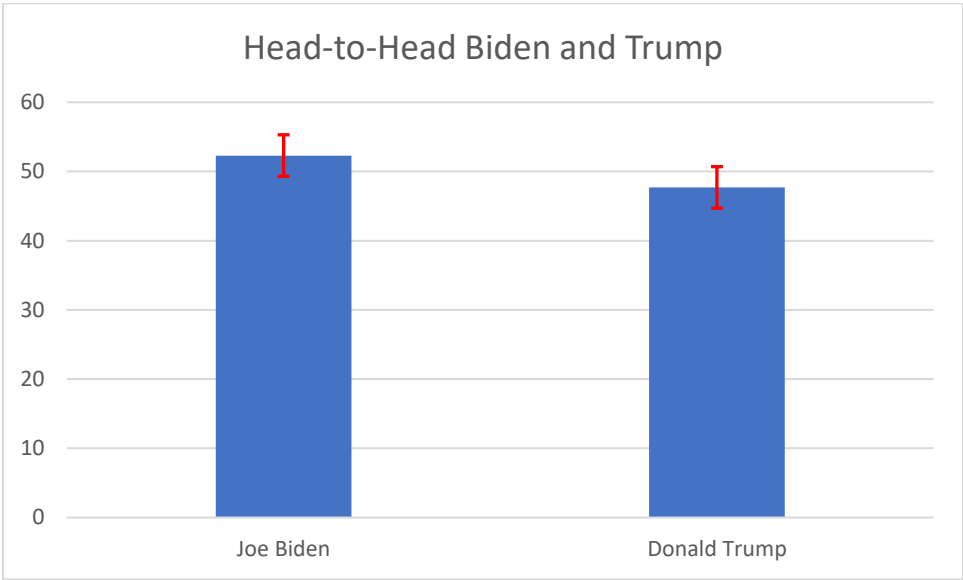
For statistical inquires, contact Michael Havlin: Michael@PointBlankPolitical.com

Q1: If the general election for the President of the United States were held today, for whom would you vote?



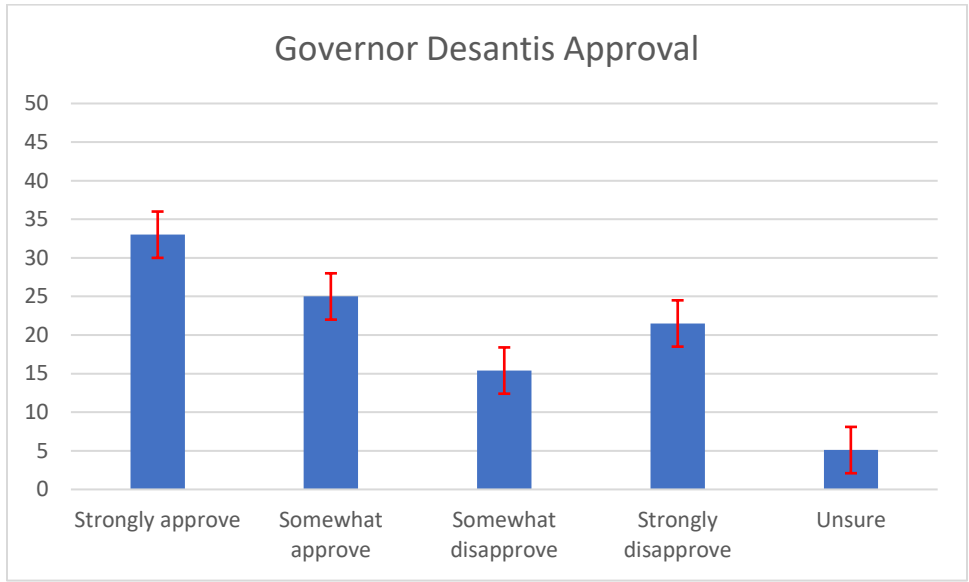
Candidate	Percent
Joe Biden	44.5
Donald Trump	43.9
Green Party Nominee	0.4
Libertarian Party Nominee	1.2
Another Candidate	2.3
Undecided	7.6

Q2: If the general election for the President of the United States were held today and you had to choose between the following two candidates, for whom would you vote?



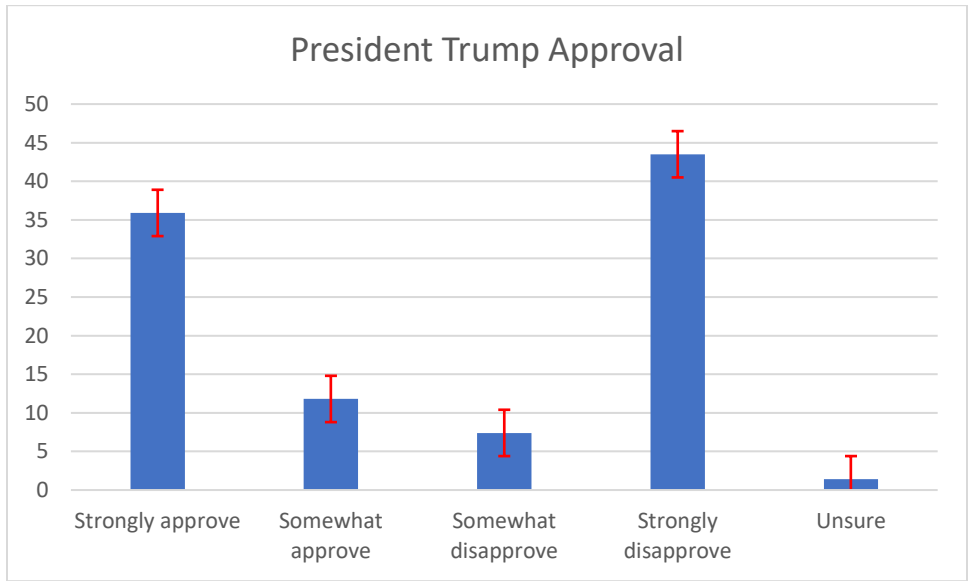
Candidate	Percent
Joe Biden	52.3
Donald Trump	47.7

Q3: Do you approve or disapprove of the job that Governor Ron Desantis is doing?



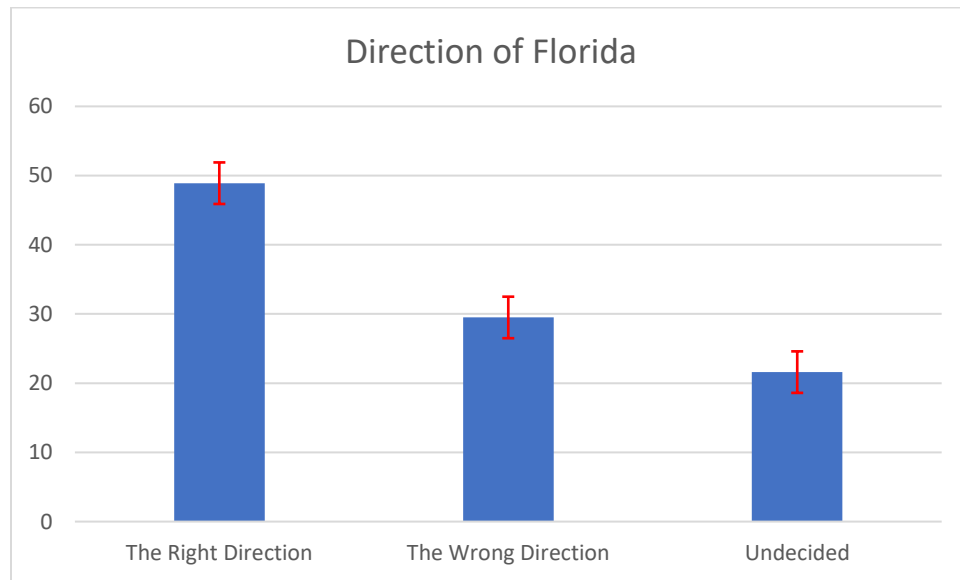
Strongly approve	33
Somewhat approve	25
Somewhat disapprove	15.4
Strongly disapprove	21.5
Unsure	5.1

Q4: Do you approve or disapprove of the job that President Donald Trump is doing?



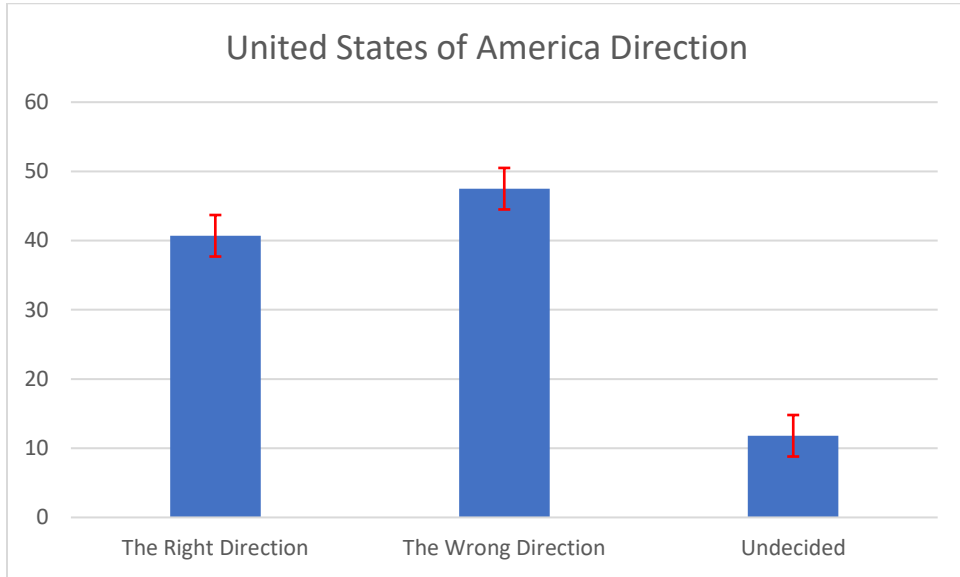
Strongly approve	35.9
Somewhat approve	11.8
Somewhat disapprove	7.4
Strongly disapprove	43.5
Unsure	1.4

Q5: Generally speaking, do you believe that the state of Florida is heading in the right direction or the wrong direction?



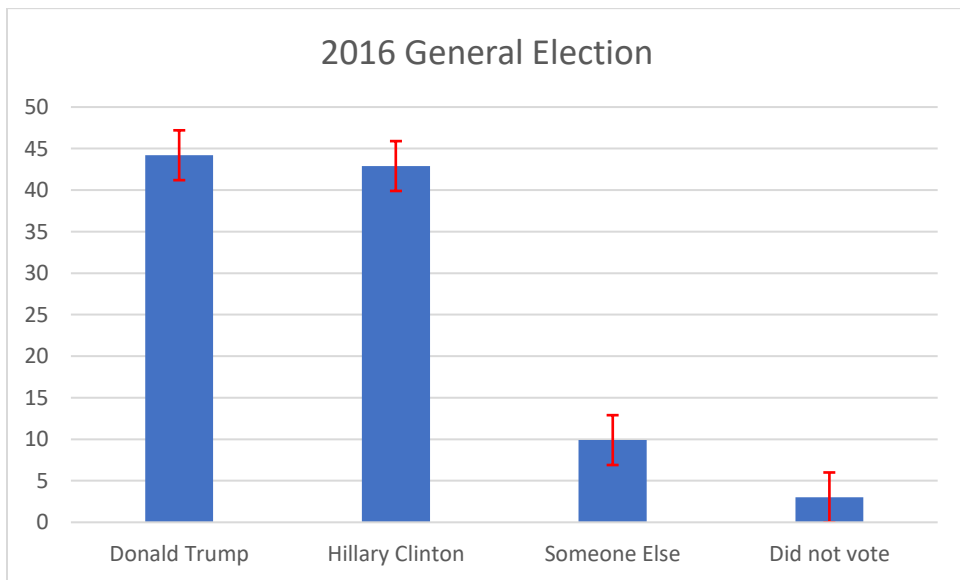
The Right Direction	48.9
The Wrong Direction	29.5
Undecided	21.6

Q6: Generally speaking, do you believe that the United States of America is heading in the right direction or the wrong direction?



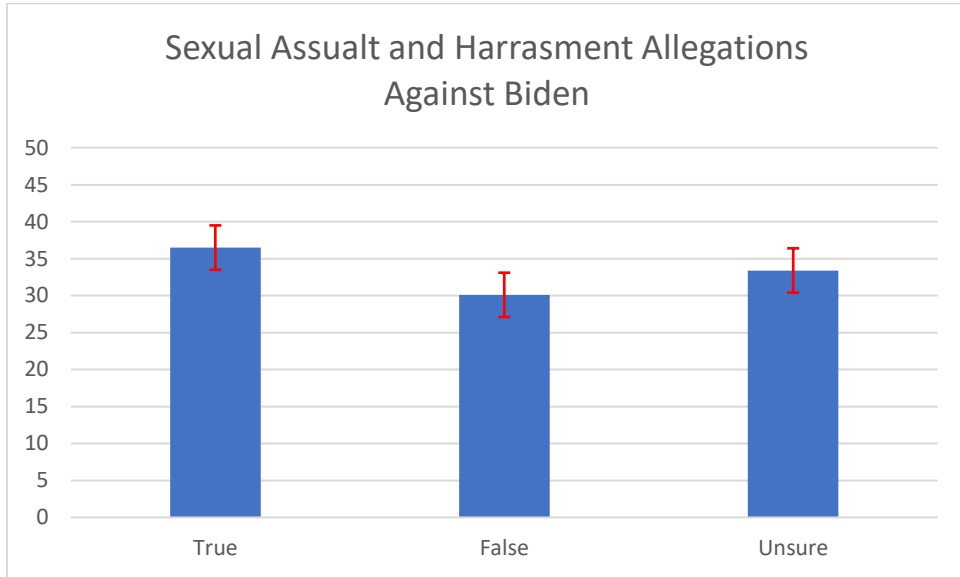
The Right Direction	40.7
The Wrong Direction	47.5
Undecided	11.8

Q7: Who did you vote for in the 2016 presidential election?



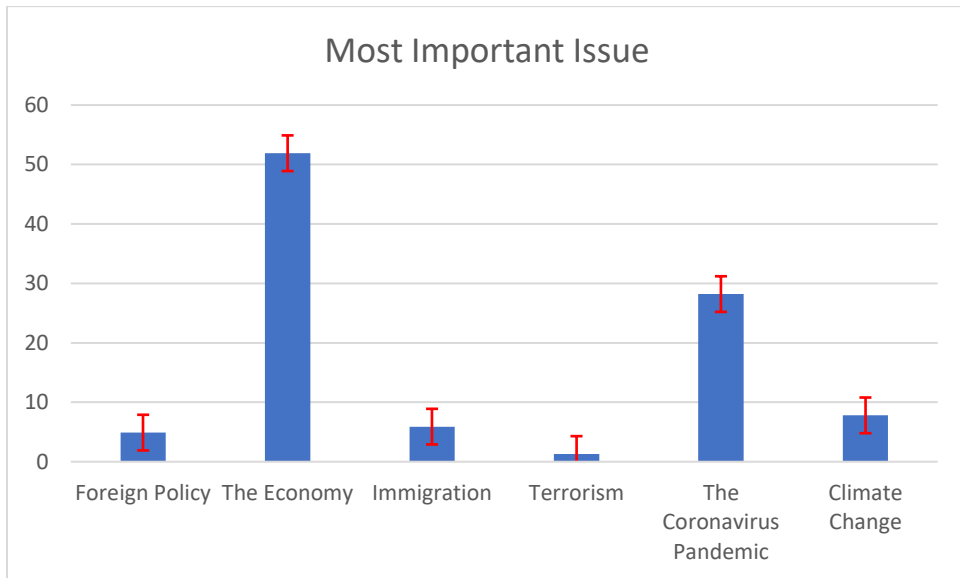
Donald Trump	44.2
Hillary Clinton	42.9
Someone Else	9.9
Did not vote	3

Q8: From what you've seen in the media, do you think the allegations against Joe Biden of sexual harassment and assault are true or false?



True	36.5
False	30.1
Unsure	33.4

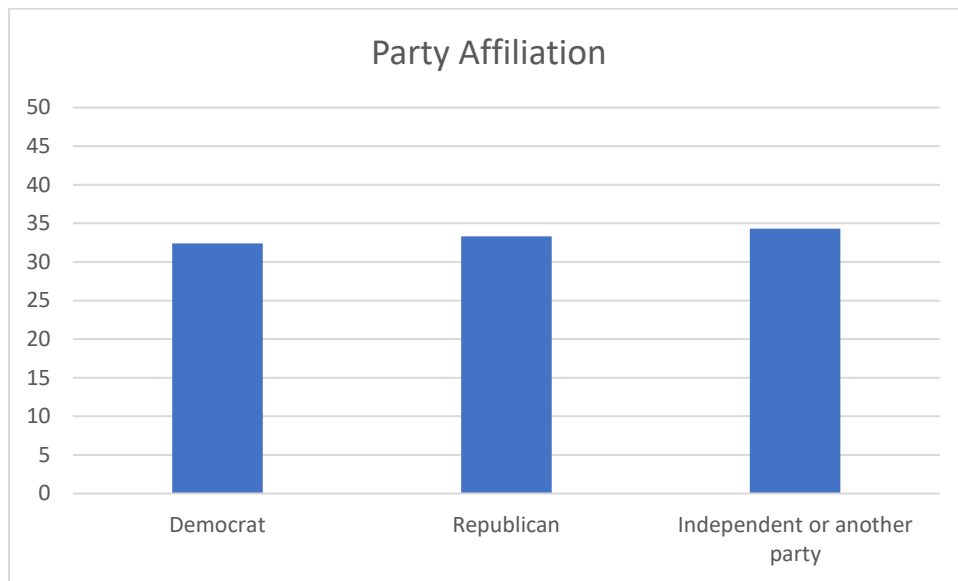
Q9: Which of the following is the most important issue to you?



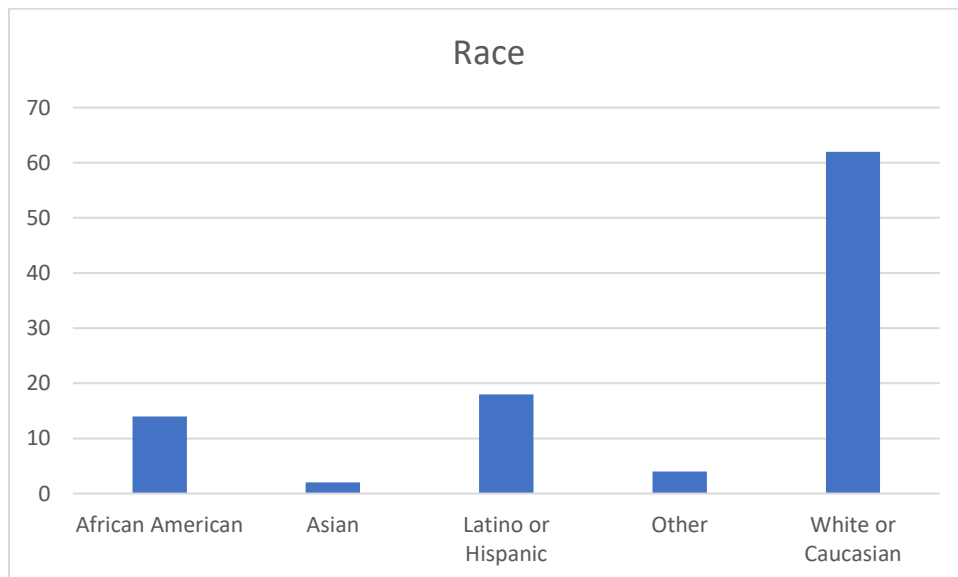
Foreign Policy	4.9
The Economy	51.9
Immigration	5.9
Terrorism	1.3
The Coronavirus Pandemic	28.2
Climate Change	7.8

The following data are for demographic purposes and are the weighted results.

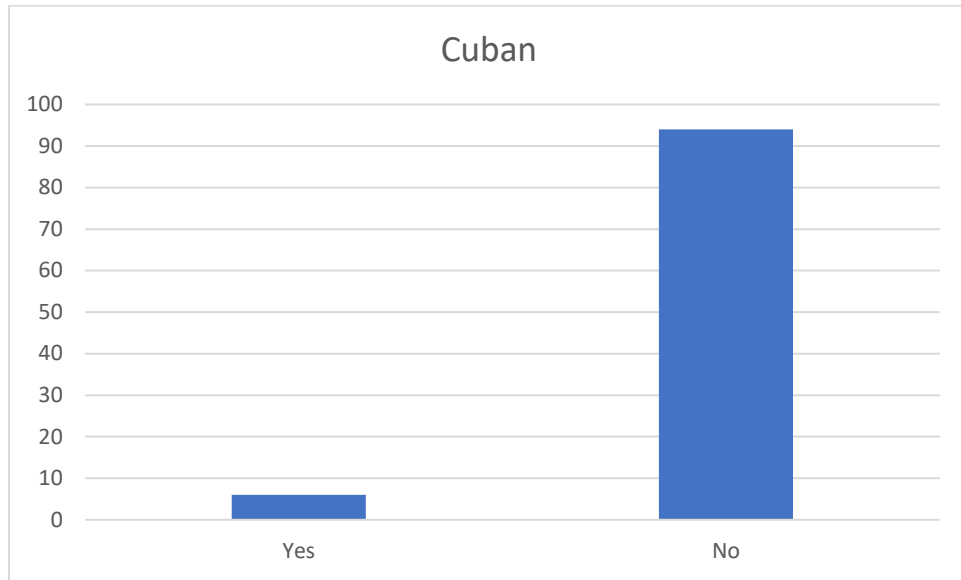
Q10: What is your political party affiliation?



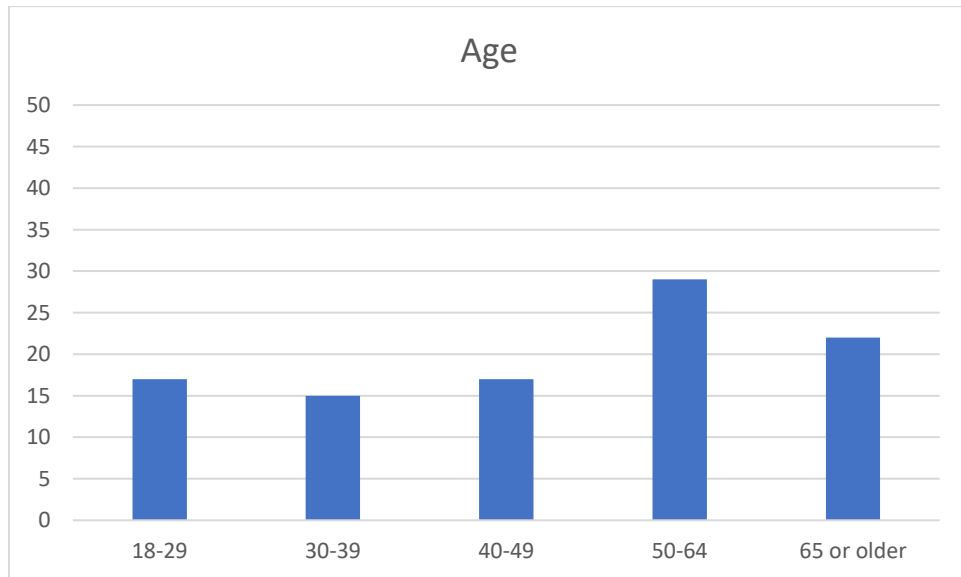
Q11: What is your race or ethnicity?



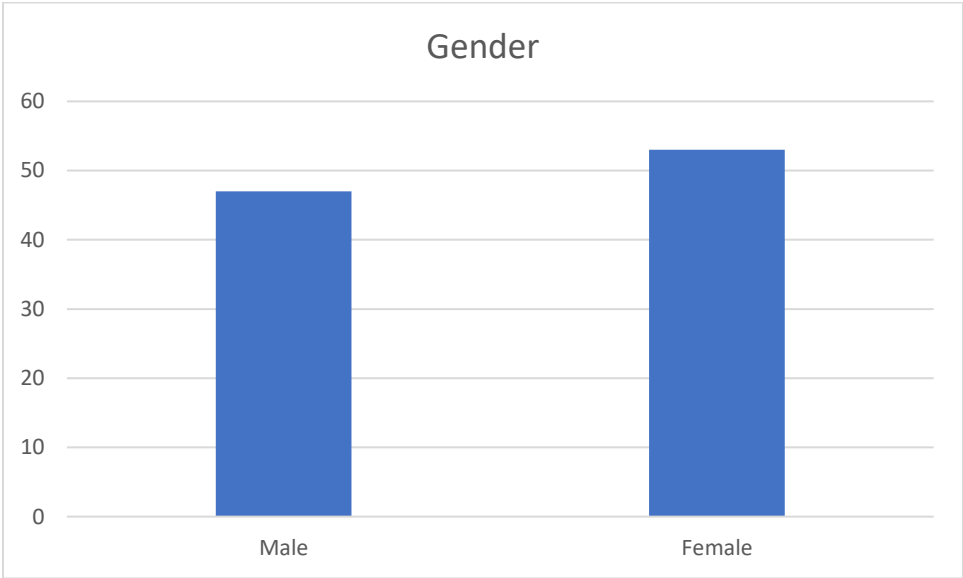
Q12: Do you identify as a Cuban American?



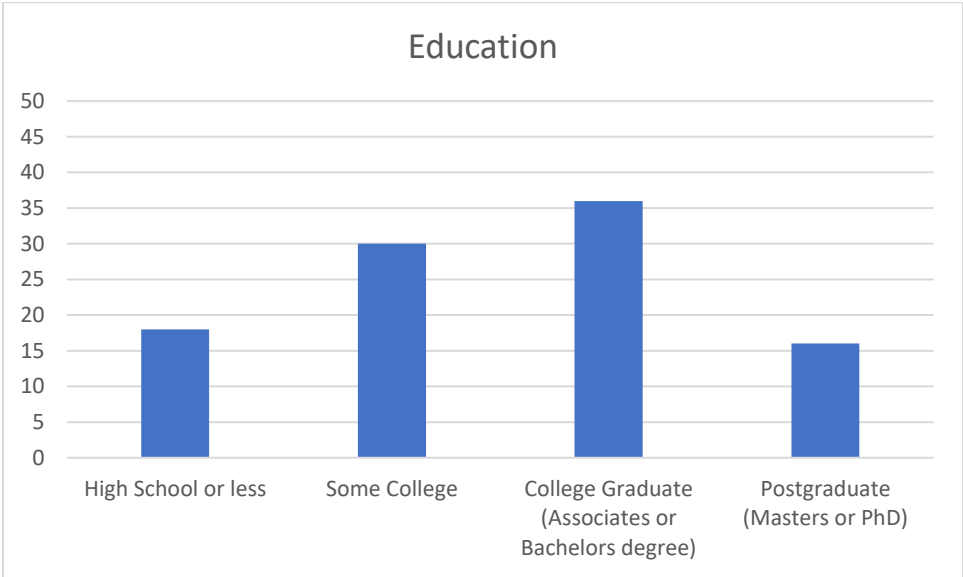
Q13: How old are you?



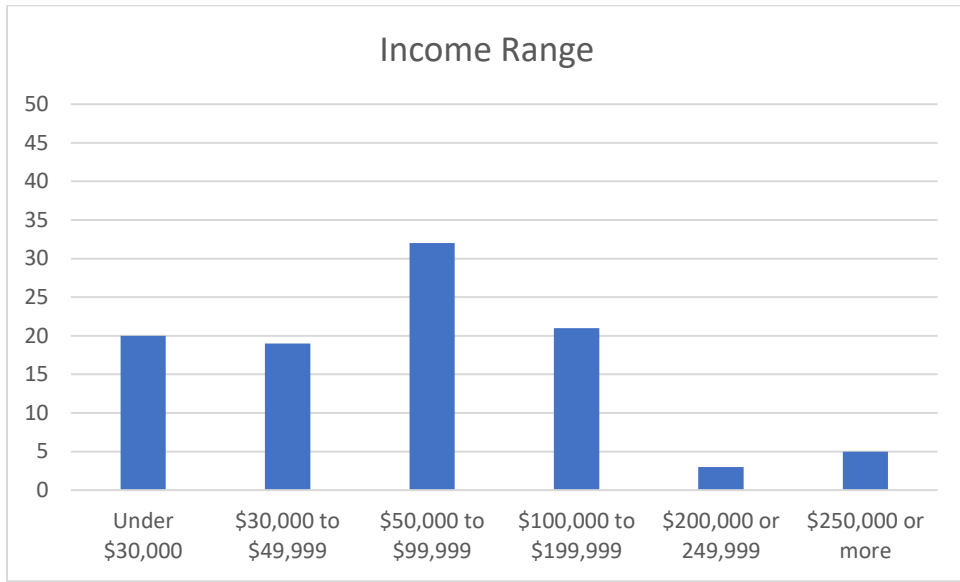
Q14: What is your gender?



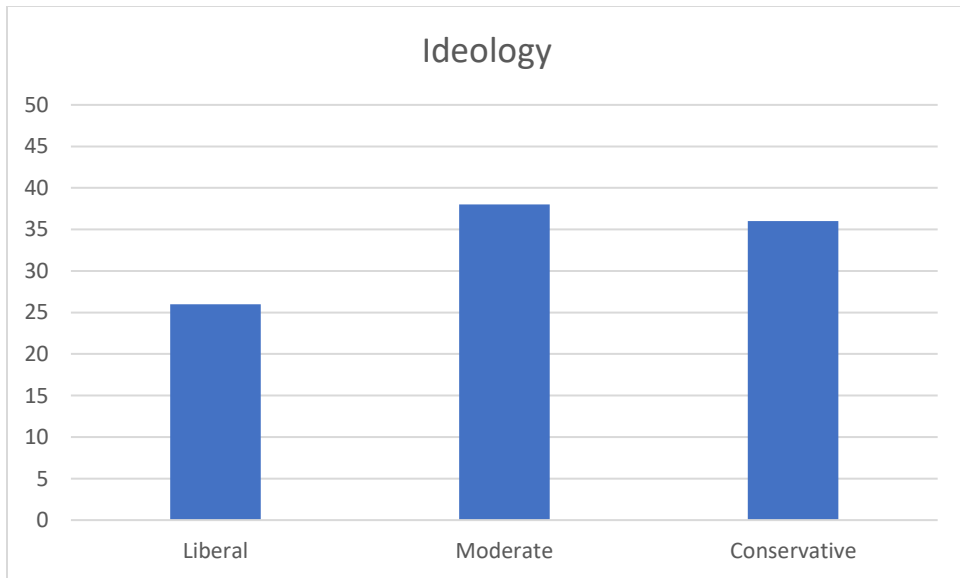
Q15: What is your highest educational level?



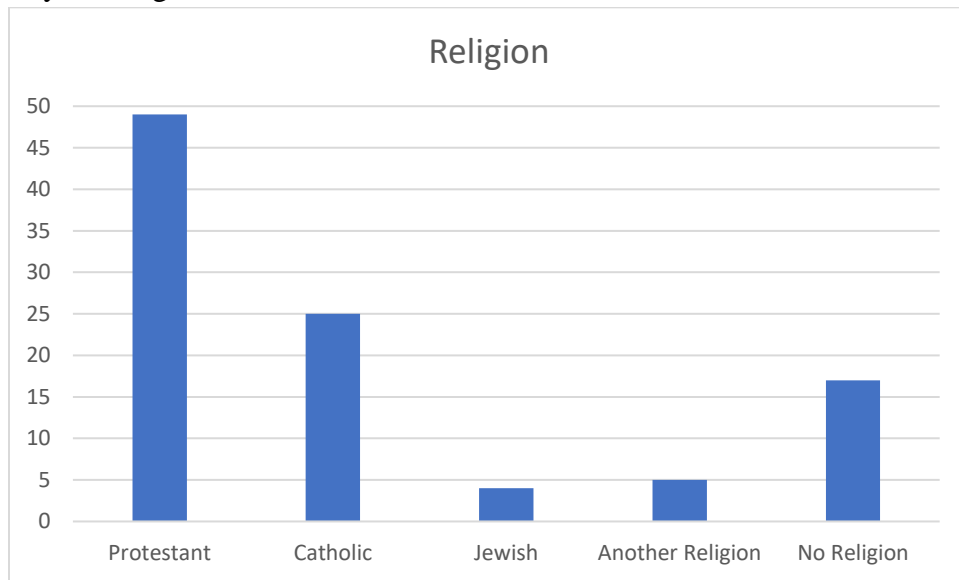
Q16: What is your annual income range?




Q17: What is your political ideology?



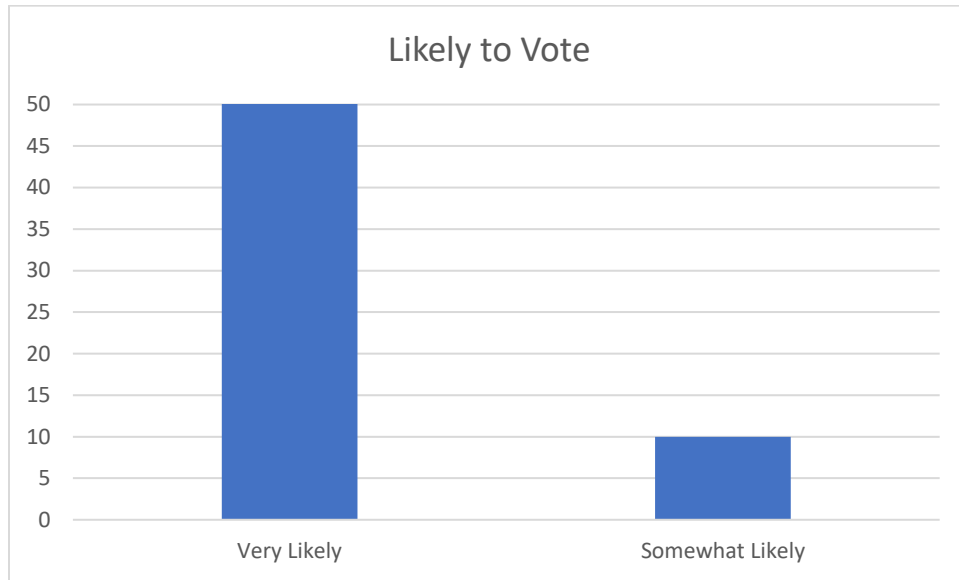
Q18: What is your religion?



Q19: How would you describe the town or city in which you live?



Q20: How likely are you to vote in the November 3rd Presidential Election?



Selected Crosstabs:

Below are several crosstabs that are referenced above or have some noteworthy information. To see an exhaustive list of crosstabs download them from the Point Blank Political website.

2016 Vote and Current Vote

Question		Who_did_you_vote_for_in_the_2016_presidential_election?.				
Values		All	Did not vote	Donald Trump	Hillary Clinton	Someone Else
Question	Values					
If_the_general_election_for_the_President_of_the_United_States_were_held_today_for_whom_would_you_vote	All	100	100	100	100	100
	Another Candidate	2.3	7.1	1.4	1.2	10.3
	Donald Trump	43.9	46.1	87.3	6.2	13.2
	Joe Biden	44.5	40.6	7.3	82.9	45.3
	The Green Party no	0.4	0	0	0.6	1.3
	The Libertarian Part	1.2	0	0.1	0.7	8.7
	Undecided	7.6	6.2	3.9	8.5	21.1

Party and Candidate:

Question		What_is_your_political_party_affiliation?.			
Values		All	Democrat	dependent or another par	Republican
Question	Values				
If_the_general_election_for_the_President_of_the_United_States_were_held_today_for_whom_would_you_vote	All	100	100	100	100
	Another Candidate	2.3	2.6	2.9	1.5
	Donald Trump	43.9	5	36.5	89.4
	Joe Biden	44.5	85.9	44.4	4.5
	The Green Party no	0.4	1	0.2	0
	The Libertarian Part	1.2	0.9	2.4	0.3
	Undecided	7.6	4.5	13.6	4.4

Race and Candidate:

Question		What_is_your_race_or_ethnicity?.					
Values	Values	All	African American	Asian	Latino or Hispanic	Other	White or Caucasian
If_the_general_election_for_the_President_of_the_United_States_were_held_today_for_whom_would_you_vote	All	100	100	100	100	100	100
	Another Candidate	2.3	0.5	6	3.7	1.9	2.3
	Donald Trump	43.9	17.8	5.1	36.6	46.8	53
	Joe Biden	44.5	71.4	86.7	46.8	40.2	36.7
	The Green Party nominee	0.4	0	0	0.4	0	0.5
	The Libertarian Party	1.2	1.4	0.5	1.6	0.2	1.1
	Undecided	7.6	8.9	1.7	10.9	10.8	6.4

Age and Candidate:

Question		How_old_are_you?.					
Values	Values	All	18-29	30-39	40-49	50-64	65 or older
If_the_general_election_for_the_President_of_the_United_States_were_held_today_for_whom_would_you_vote	All	100	100	100	100	100	100
	Another Candidate	2.3	5.5	4.5	1.4	0.9	1.1
	Donald Trump	43.9	26.3	28.4	45.5	51.4	57.1
	Joe Biden	44.5	53.2	50.6	46.9	42	35.2
	The Green Party nominee	0.4	1.4	1	0.1	0	0
	The Libertarian Party	1.2	2.1	2.6	1	0.7	0.4
	Undecided	7.6	11.6	13	5.2	5	6.3

Gender and Candidate:

Question		What_is_your_gender?.		
Values	Values	All	Female	Male
If_the_general_election_for_the_President_of_the_United_States_were_held_today_for_whom_would_you_vote	All	100	100	100
	Another Candidate	2.3	1.8	3
	Donald Trump	43.9	35.9	53
	Joe Biden	44.5	51	37.2
	The Green Party nominee	0.4	0.6	0.2
	The Libertarian Party	1.2	0.3	2.3
	Undecided	7.6	10.4	4.4

Income and Candidate:

Question		What_is_your_annual_income_range?.						
Values	Values	All	\$100,000 to \$199,999	\$200,000 or 249,999	\$250,000 or more	\$30,000 to \$49,999	\$50,000 to \$99,999	Under \$30,000
If_the_general_election_for_the_President_of_the_United_States_were_held_today_for_whom_would_you_vote	All	100	100	100	100	100	100	100
	Another Candidate	2.3	1.1	4.2	0	1.7	1.9	5.3
	Donald Trump	43.9	47.2	46.4	53.1	45.2	42.1	39.6
	Joe Biden	44.5	42.3	44.8	45	44.4	47.3	42.4
	The Green Party nominee	0.4	0.4	0	0	0	0.8	0.2
	The Libertarian Party	1.2	1.2	0.4	0.1	0.5	1.4	1.9
	Undecided	7.6	7.9	4.2	1.8	8.3	6.4	10.6

Education and Candidate:

Question	Values	What is your highest educational level?				
		All	Associate (Associates or Bachelor's)	High School or less	Postgraduate (Masters or Ph.D.)	Some College
If the general election for the President of the United States were held today, for whom would you vote?	All	100	100	100	100	100
	Another Candidate	2.3	2.2	5.1	1.5	1.2
	Donald Trump	43.9	38.2	50.1	31.6	53.6
	Joe Biden	44.5	49.5	37.6	54.7	37.2
	The Green Party nominee	0.4	0.7	0	0.9	0
	The Libertarian Party	1.2	1.5	0	1	1.6
	Undecided	7.6	7.8	7.2	10.2	6.3